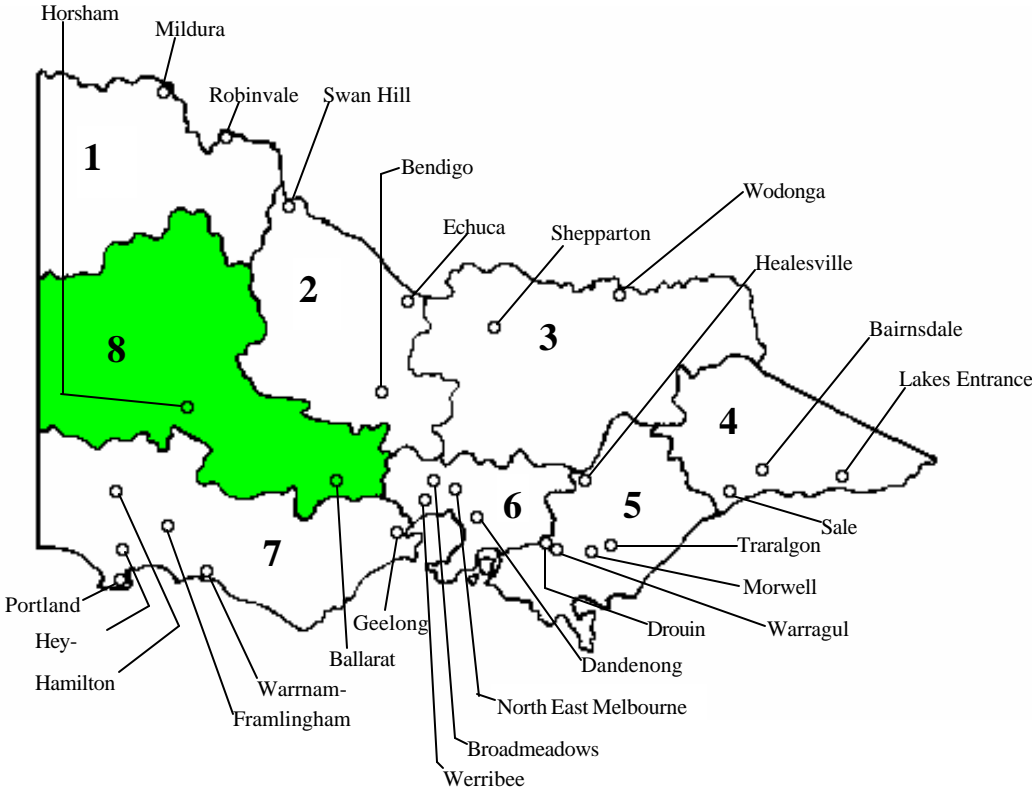
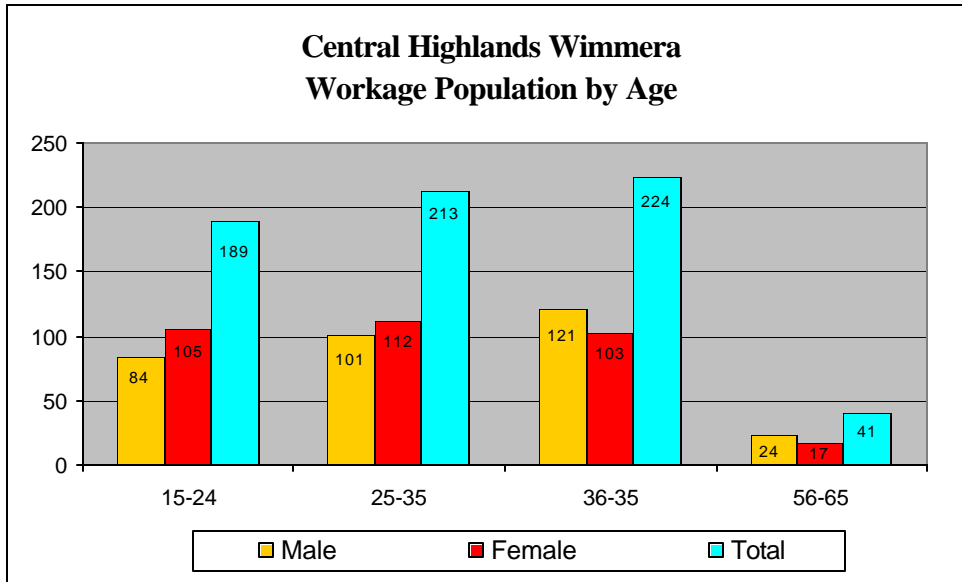


# Central Highlands Wimmera Profile



# Characteristics of the Koorie Population

6% of the Victorian Koorie population live in VAEAI Region 8, this totals 1,256 people comprising of 649 males and 607 females. Of these, 667 (330 men and 337 women) or 53% are aged between 15 and 65.



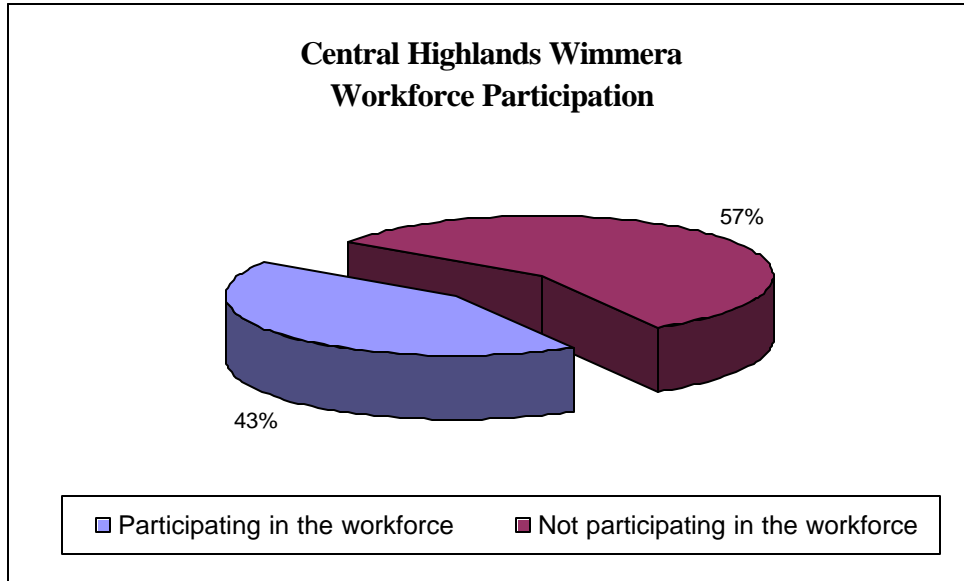
Source:

ABS

The pattern of distribution of the workforce age population in VAEAI region 8 is very similar to that of the whole state. The same problems in the age groupings can be found here (the distribution being uneven), this gives a false impression of an evenly distributed population.

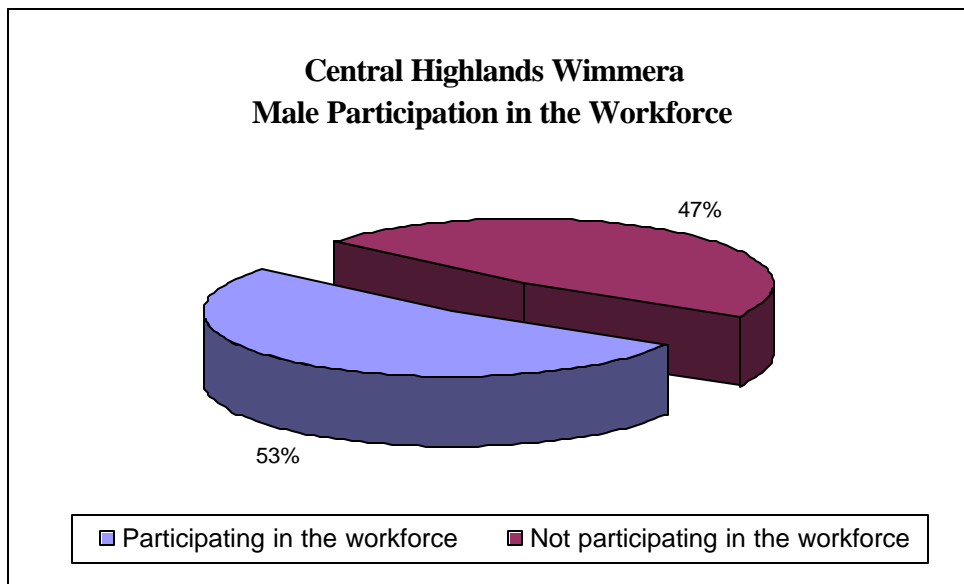
## Workforce Participation

Excluding Koories employed under the Community Development Employment Project (CDEP), ABS '96 Census statistics show that 286 Koories in region 8 participated in the workforce, comprises of 174 men and 112 women.



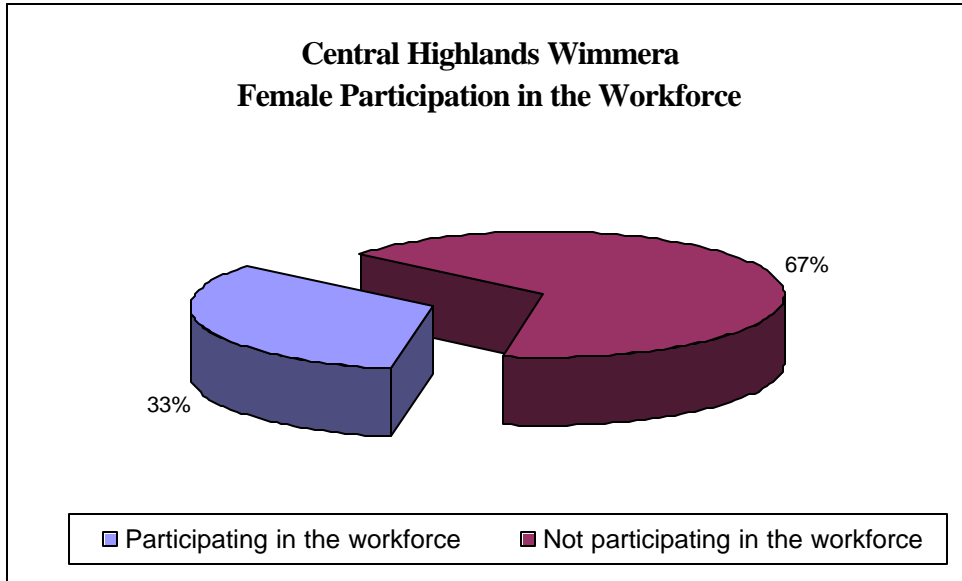
Source: ABS

There is a 1% difference between the workforce participation rate of 43% in VAEAI region 8 and the state participation rate of 44%.



Source: ABS

The male workforce participation rate of 53% in region 8 is higher than the state male participation rate of 50%.



Source:

ABS

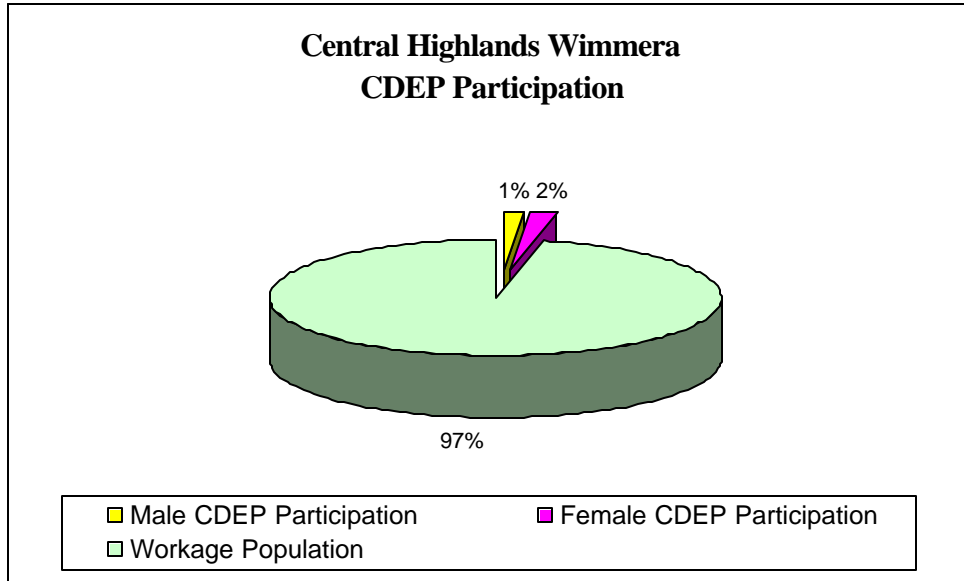
There is a 5% difference between the female workforce participation rate of 33% in VAEAI region 8 and the state female participation rate of 38%.

It is important to note that a breakdown of those people in full-time, part-time, casual or seasonal work has not been made at this stage. It is also important to note that the 1996 Census was taken before the Federal budget cuts when many Aboriginal organisations were forced to close down or to take a reduction in staff.

The Koorie Community Survey conducted by the VAEAI in 1997 showed that 38 Koories (excluding people employed under the CDEP) worked within the Koorie Community and Government organisations surveyed in region 8. This is 13% of the 286 people employed within the region. 11 of these were attached to Government Departments.

## **Community Development Employment Program Participation**

On July 1<sup>st</sup> 1996, ATSIC funded 22 CDEP places in VAEAI region 8, comprising of 10 men and 12 women.

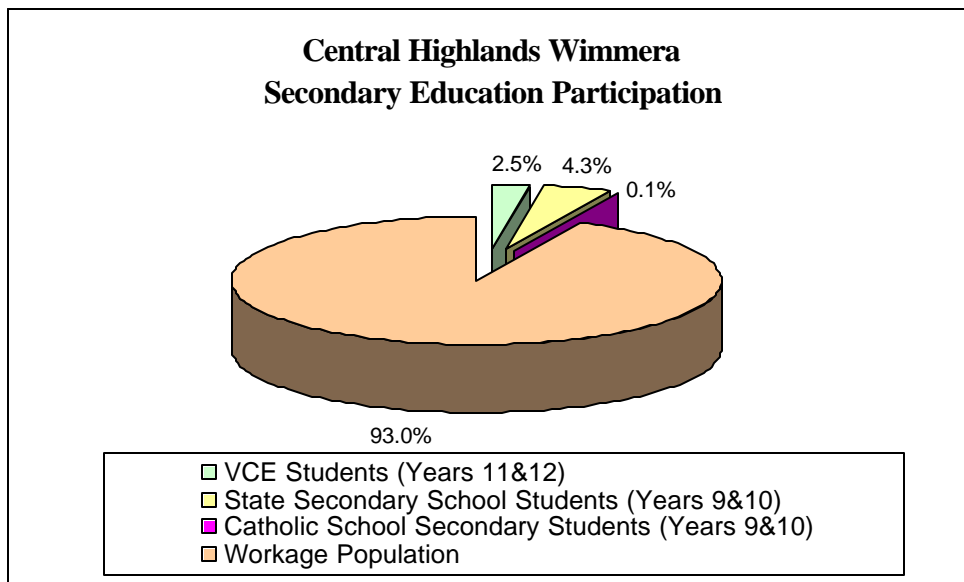


Source: ATSIIC & ABS

There is one CDEP location in VAEAI region 8, with 3% of the workage population participating in the program.

The results of the 1997 VAEAI Koorie Community Survey showed that within the participating organisations there weren't any Koories were employed under the CDEP in region 8. ATSIIC statistics show that 23 CDEP places were funded on September 3<sup>rd</sup> 1997, at one location.

## Secondary Education Participation



Source: Board

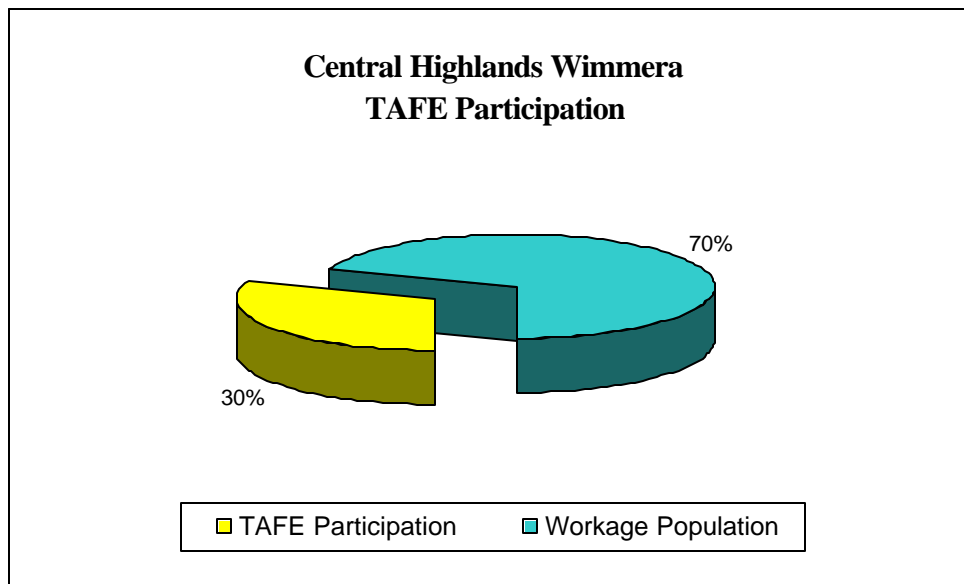
Department of Education, Catholic Education Office & ABS

of Studies,

The Board of Studies' statistics show that, in VAEAI region 8, 17 Koories were enrolled in VCE in 1996. Department of Education statistics showed that 29 Koories were enrolled in years 9 and 10 in the State Secondary School system. Catholic Education Commission Victoria statistics stated that 1 student was enrolled in years 9 and 10. We were unable to obtain statistics for other Private school students at this stage, this would affect the number of Year 9 and 10 students only, as VCE statistics from the Board of Studies include all schools. Any students in Year 9 under the age of 15 have been included.

## Technical and Further Education Participation

Department of Education statistics state that 203 Koories participated in the TAFE sector in VAEAI region 8, in the 1996 year, this comprised of 99 men and 104 women.



Source:

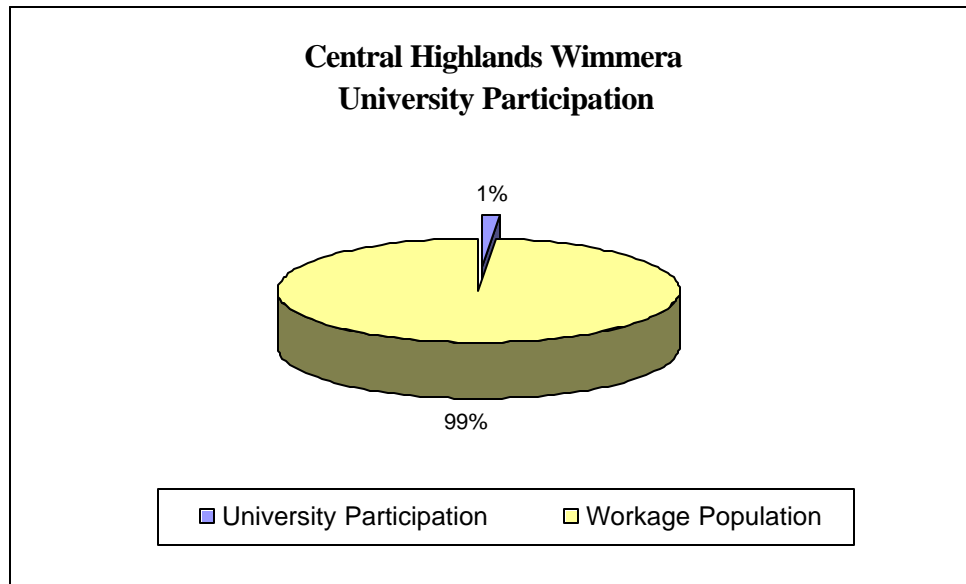
Education & ABS

Department of

These figures include full-time, part-time, short-term, VCE and Koorie specific courses.

# University Participation

From information supplied by the Department of Employment, Education, Training and Youth Affairs (DEETYA) and individual universities it was established that 9 Koories in VAEAI region 8 participated in University Education.

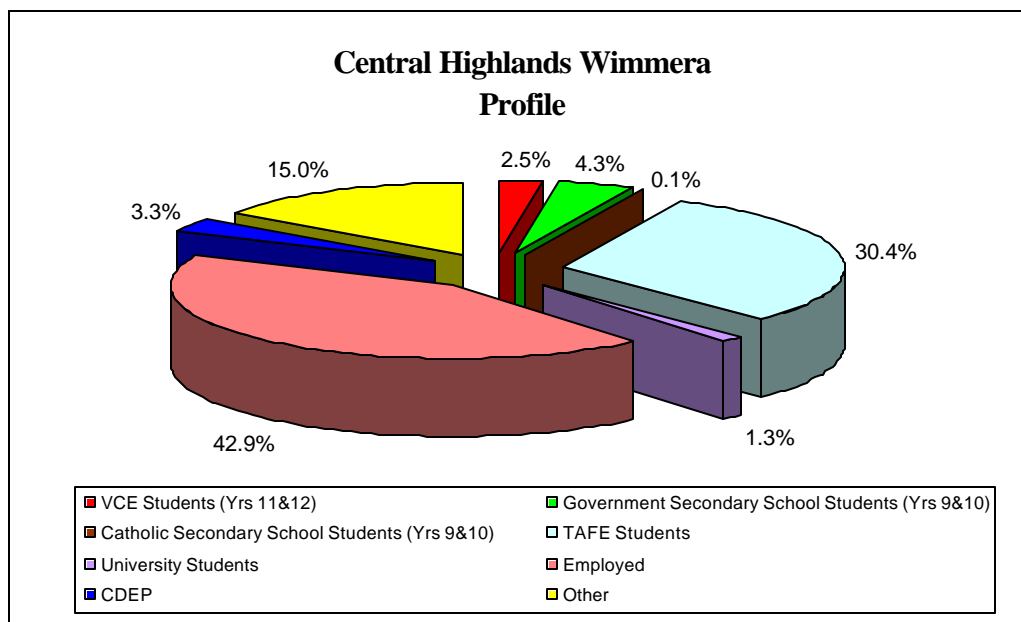


Source:

Individual Universities & ABS

DEETYA,

## Summary



Source: Department of Education, Catholic Education Office, DEETYA,  
Individual Universities, Board of Studies, ATSIIC & ABS

Of a total working age population of 667 in VAEAI region 8, the following is a breakdown of participation in education by type:

- **17 students enrolled in VCE;**
- **30 enrolled in Years 9 and 10;**
- **203 participated in TAFE;**
- **9 participated in University Education.**

The Employment Profile in 1996 was as follows:

- **667 Koories are of working age;**
- **286 participated in the workforce, excluding those on CDEP;**
- **38 worked within the Koorie community organisations surveyed and 11 of these were attached to Government Departments;**
- **22 CDEP places in VAEAI region 6;**
- **the overall employment rate within the Koorie community was 43%.**