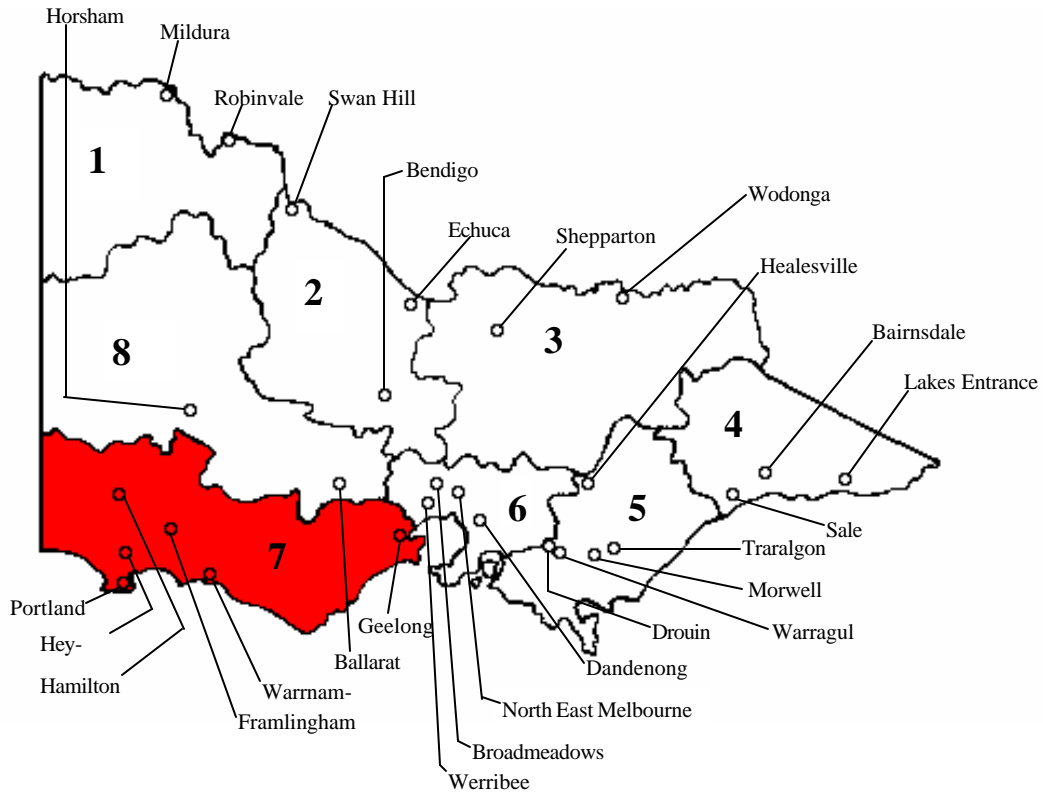
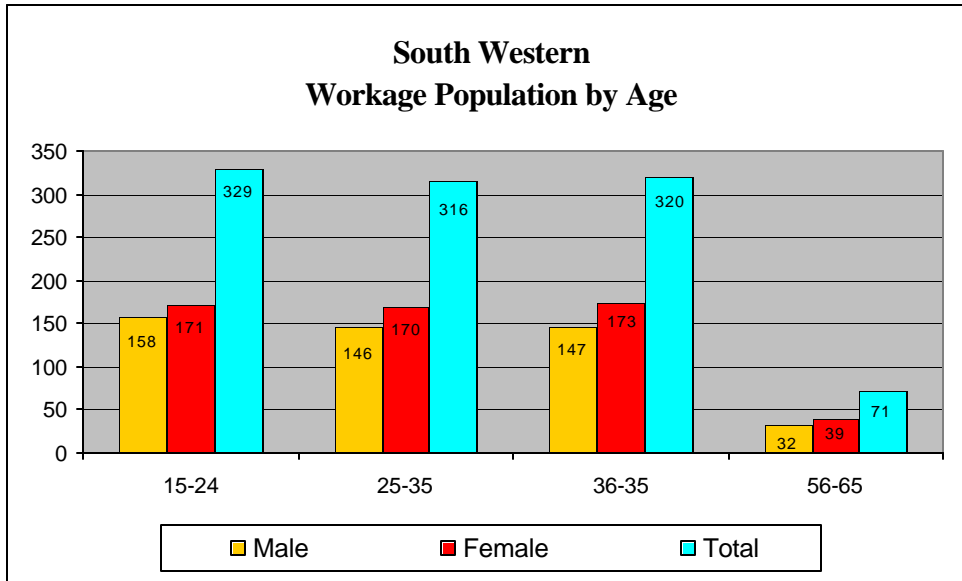


# South Western Profile



# Characteristics of the Koorie Population

8% of the Victorian Koorie population live in VAEAI Region 7, this totals 1,798 people comprising of 865 males and 933 females. Of these 1,036 (483 men and 553 women) or 58% are aged between 15 and 65.



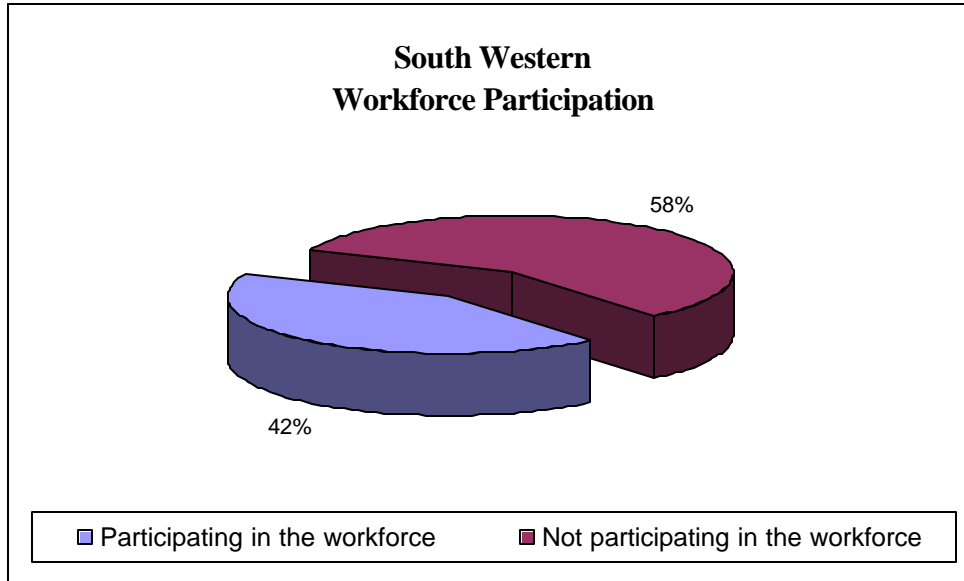
Source:

ABS

The pattern of distribution of the workforce age population in VAEAI region 7 is very similar to that of the whole state. The same problems in the age groupings can be found here (the distribution being uneven), this gives a false impression of an evenly distributed population.

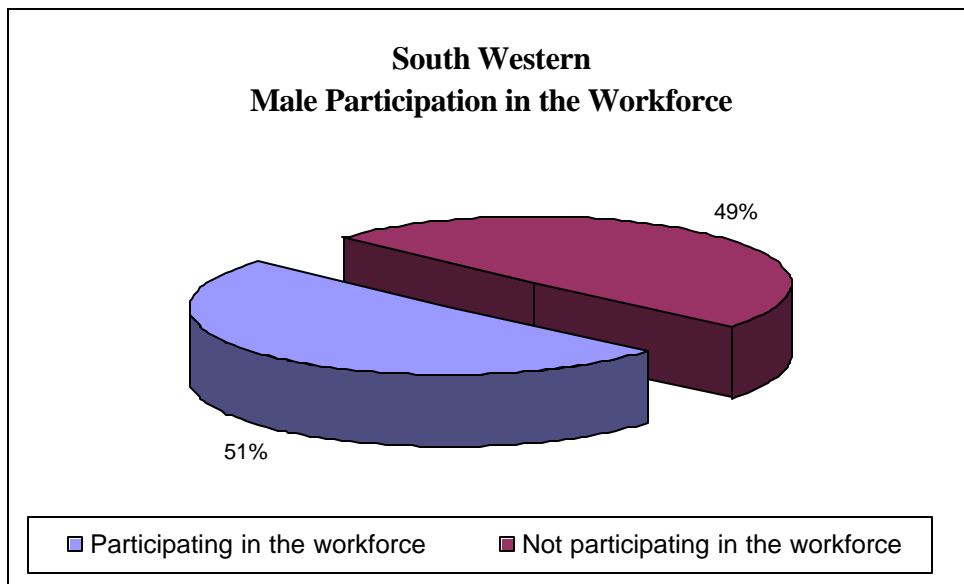
## Workforce Participation

Excluding Koories employed under the Community Development Employment Project (CDEP), ABS '96 Census statistics show that 440 Koories in region 7 participated in the workforce, comprising of 246 men and 194 women.



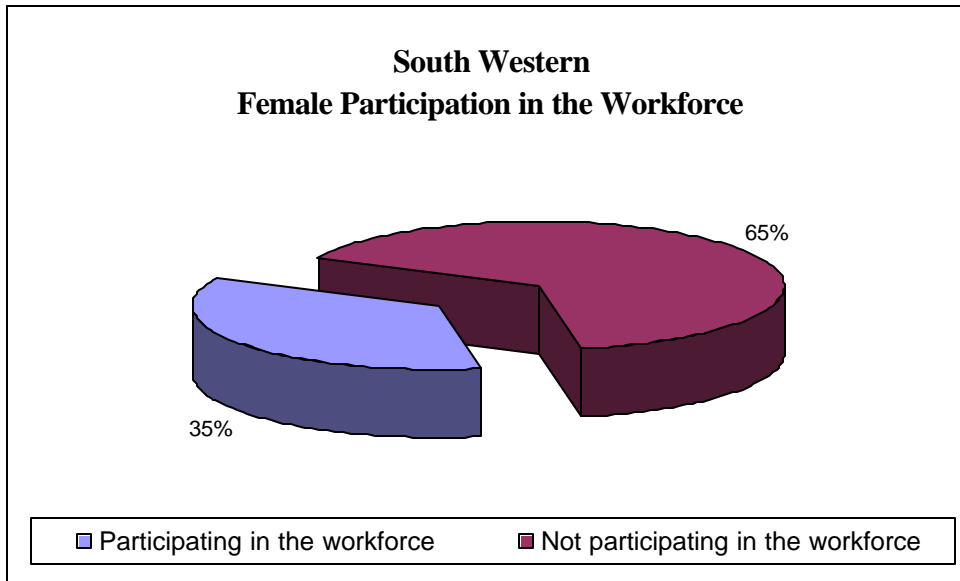
Source: ABS

There is a 2% difference between the workforce participation rate of 42% in VAEAI region 7 and the state participation rate of 44%.



Source: ABS

The male workforce participation rate of 51% in region 7 is slightly higher than the state male participation rate of 50%.



Source: ABS

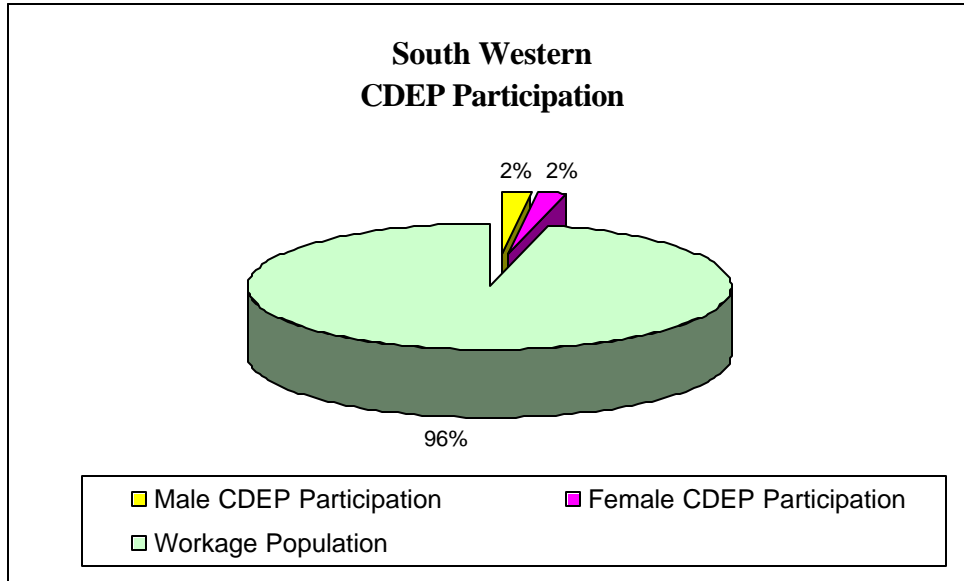
There is a 3% difference between the female workforce participation rate of 35% in VAEAI region 7 and the state female participation rate of 38%.

It is important to note that a breakdown of those people in full-time, part-time, casual or seasonal work has not been made at this stage. It is also important to note that the 1996 Census was taken before the Federal budget cuts when many Aboriginal organisations were forced to close down or to take a reduction in staff.

The Koorie Community Survey conducted by the VAEAI in 1997 showed that 58 Koories (excluding people employed under the CDEP) worked within the Koorie Community and Government organisations surveyed in region 7. This is 13% of the 440 people employed within the region. 35 of these were attached to Government Departments.

## **Community Development Employment Program Participation**

On July 1<sup>st</sup> 1996, ATSIIC funded 41 CDEP places in VAEAI region 7, comprising of 19 men and 22 women.

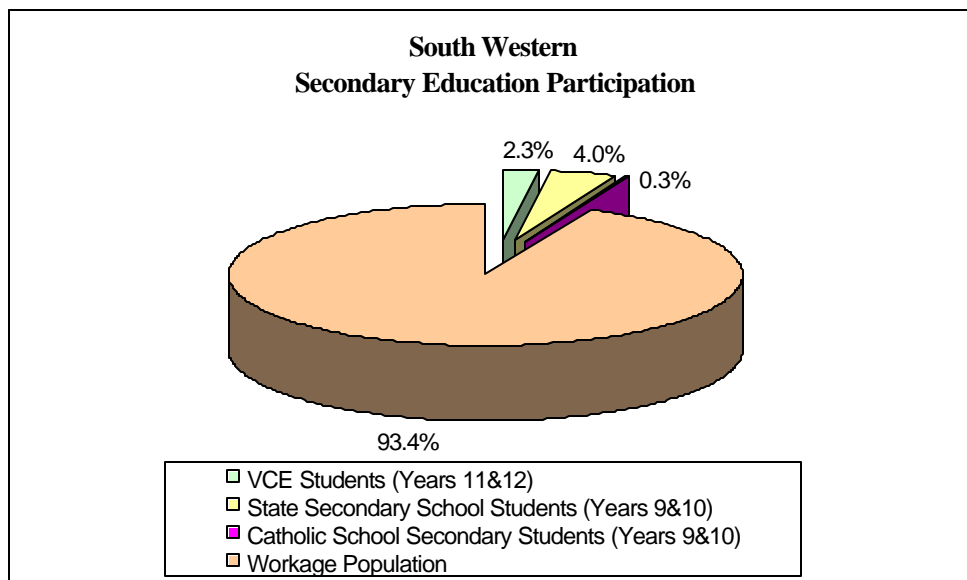


Source: ATSIIC & ABS

There is one CDEP location in VAEAI region 7, with 4% of the workage population participating in the program.

The results of the 1997 VAEAI Koorie Community Survey showed that within the participating organisations 52 Koories were employed under the CDEP in region 7. ATSIIC statistics show that 71 CDEP places were funded on September 3<sup>rd</sup> 1997, at one location.

## Secondary Education Participation

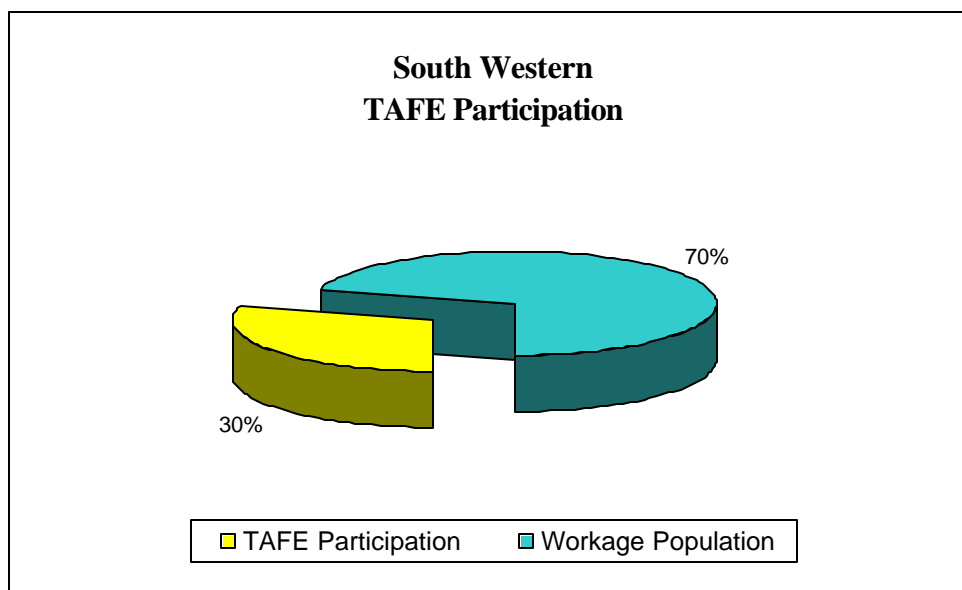


Source: Board of Studies, Department of Education, Catholic Education Office & ABS

The Board of Studies' statistics show that, in VAEAI region 7, 24 Koories were enrolled in VCE in 1996. Department of Education statistics showed that 41 Koories were enrolled in years 9 and 10 in the State Secondary School system. Catholic Education Commission Victoria statistics stated that 3 students were enrolled in years 9 and 10. We were unable to obtain statistics for other Private school students at this stage, this would affect the number of Year 9 and 10 students only, as VCE statistics from the Board of Studies include all schools. Any students in Year 9 under the age of 15 have been included.

## Technical and Further Education Participation

Department of Education statistics state that 306 Koories participated in the TAFE sector in VAEAI region 7, in the 1996 year, this comprised of 169 men and 137 women.



Source:

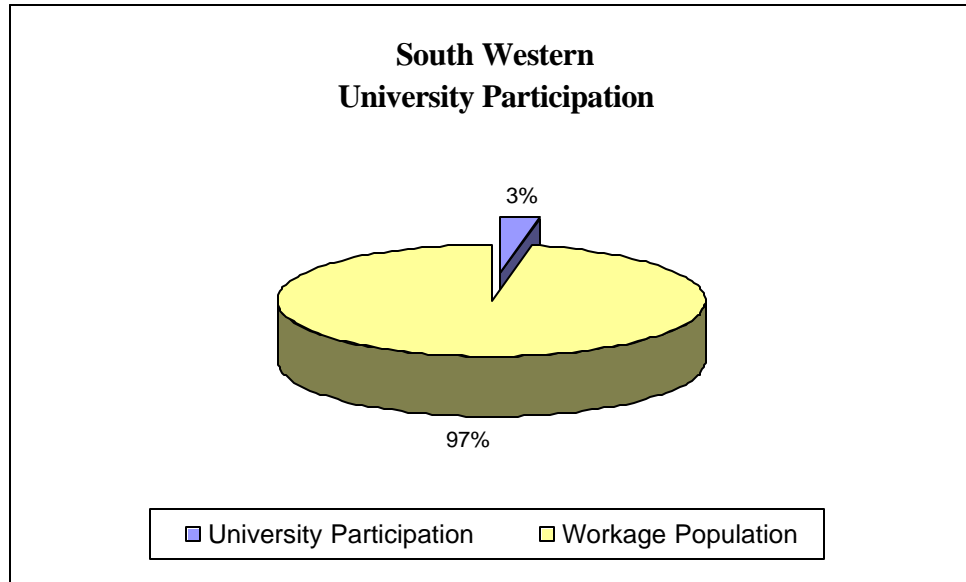
Education & ABS

Department of

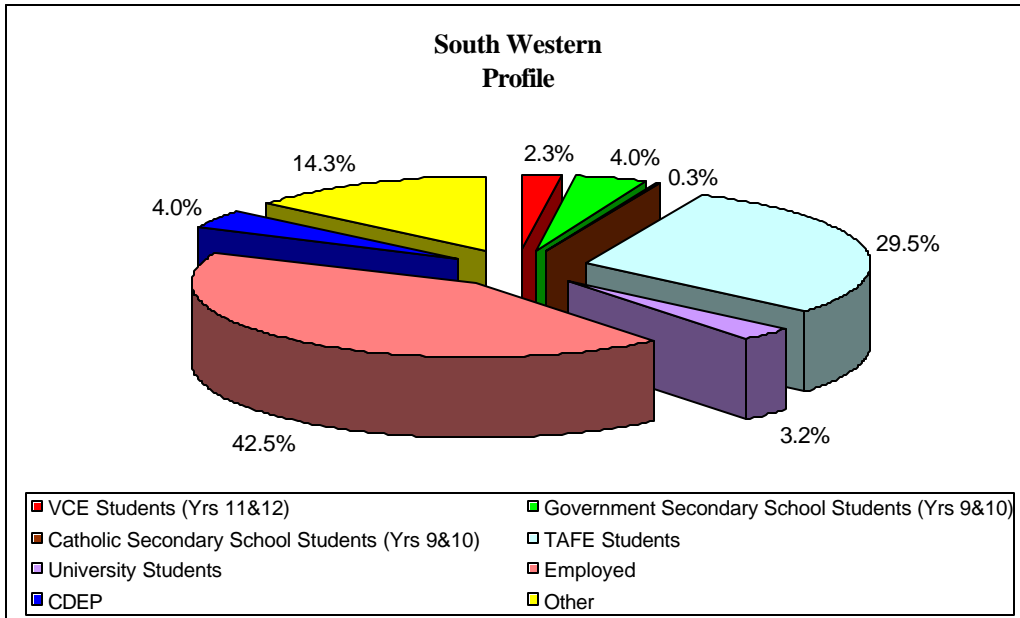
These figures include full-time, part-time, short-term, VCE and Koorie specific courses.

# University Participation

From information supplied by the Department of Employment, Education, Training and Youth Affairs (DEETYA) and individual universities it was established that 33 Koories in region 7 participated in University Education.



Source: DEETYA, Individual Universities & ABS



## Summary

Source: Department of Education, Catholic Education Office, DEETYA, Individual Universities, Board of Studies, ATSIIC & ABS

Of a total working age population of 1,036 in VAEAI region 7, the following is a breakdown of participation in education by type: