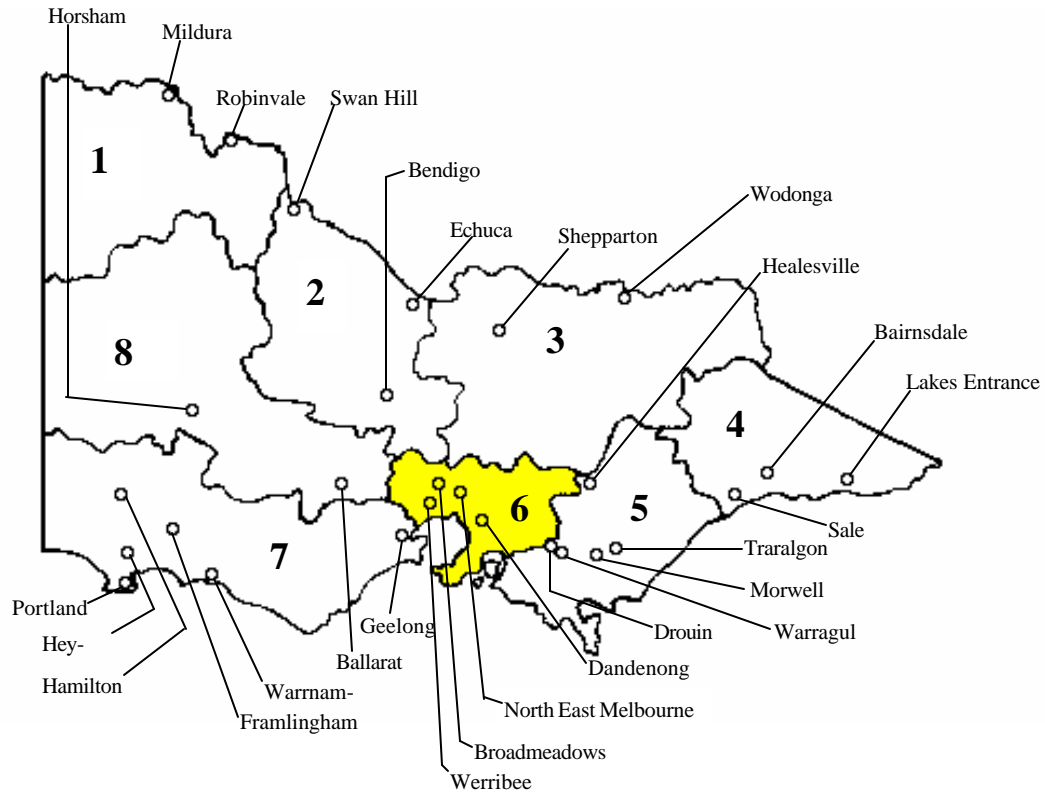
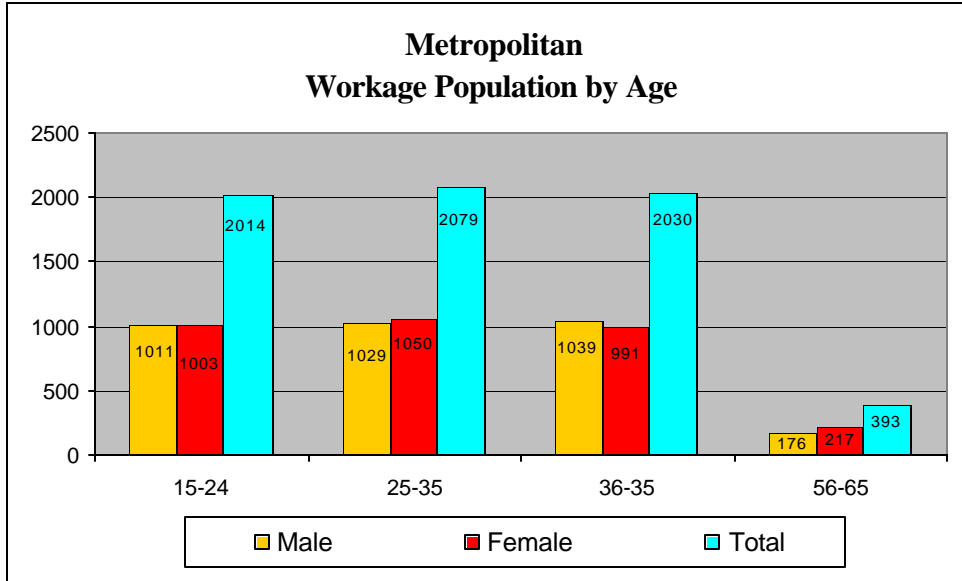


# Metropolitan Profile



# Characteristics of the Koorie Population

50% of the Victorian Koorie population live in VAEAI Region 6, this totals 10,731 people comprising of 5,373 males and 5,358 females. Of these 6,516 (3,255 men and 3,261 women) or 61% are aged between 15 and 65.



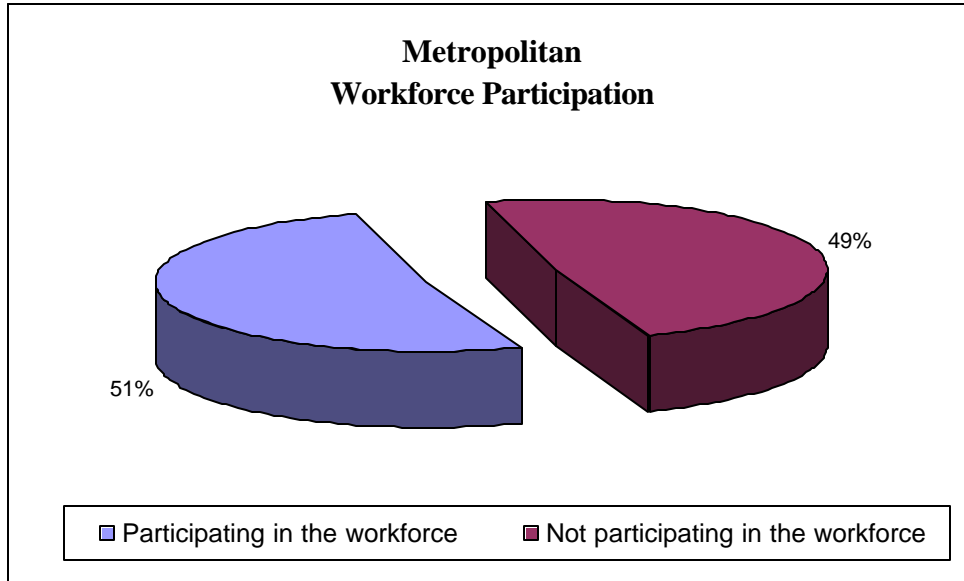
Source:

ABS

The pattern of distribution of the workforce age population in VAEAI region 6 is very similar to that of the whole state. The same problems in the age groupings can be found here (the distribution being uneven), this gives a false impression of an evenly distributed population.

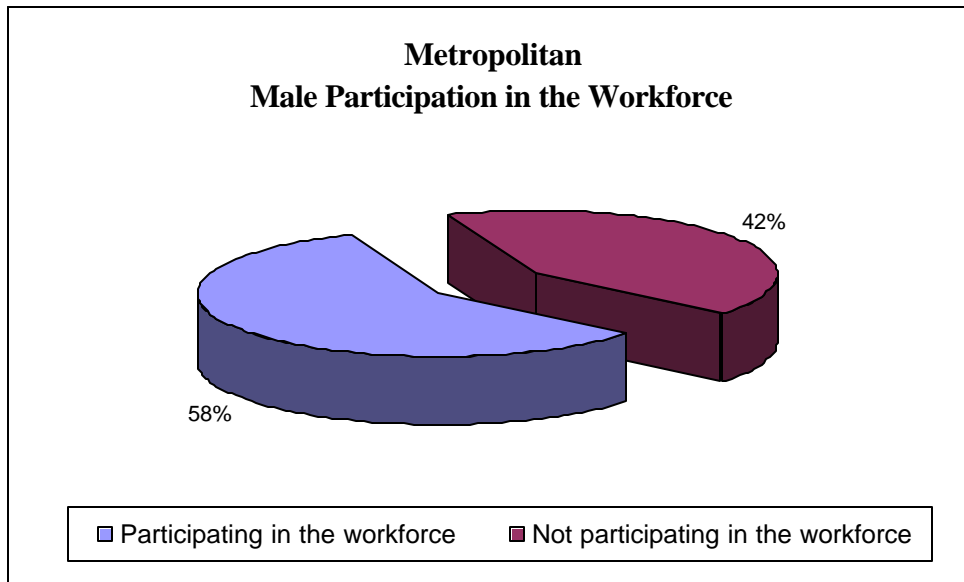
## Workforce Participation

Excluding Koories employed under the Community Development Employment Project (CDEP), ABS '96 Census statistics show that 3,348 Koories in region 6 participated in the workforce, comprising of 1,894 men and 1,454 women.



Source: ABS

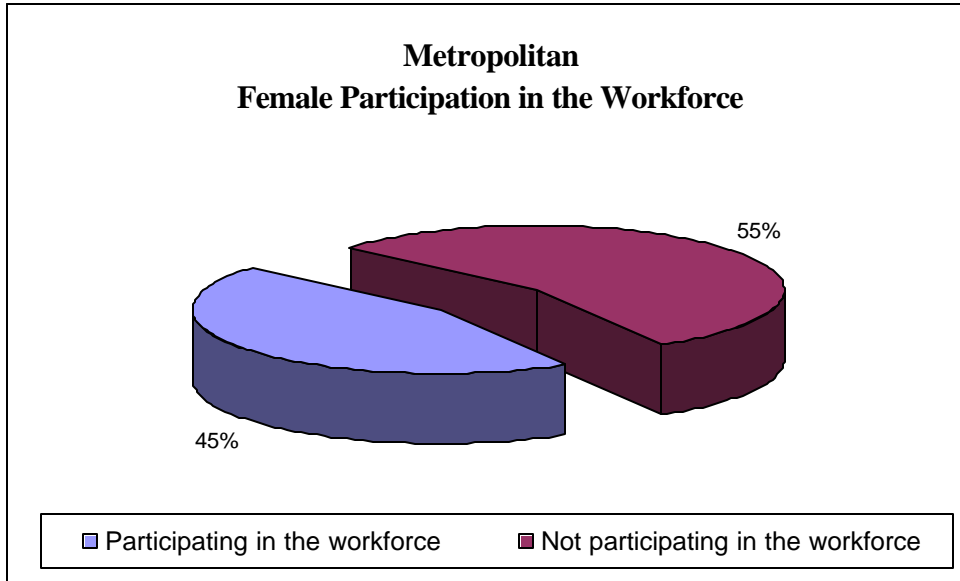
The workforce participation rate of 51% in region 6 is higher than the state participation rate of 44%. This is a 7% difference.



Source: ABS

The male workforce participation rate of 58% in region 6 is higher than the state male

participation rate of an 8% increase.



participation 50%. This difference

Source: ABS

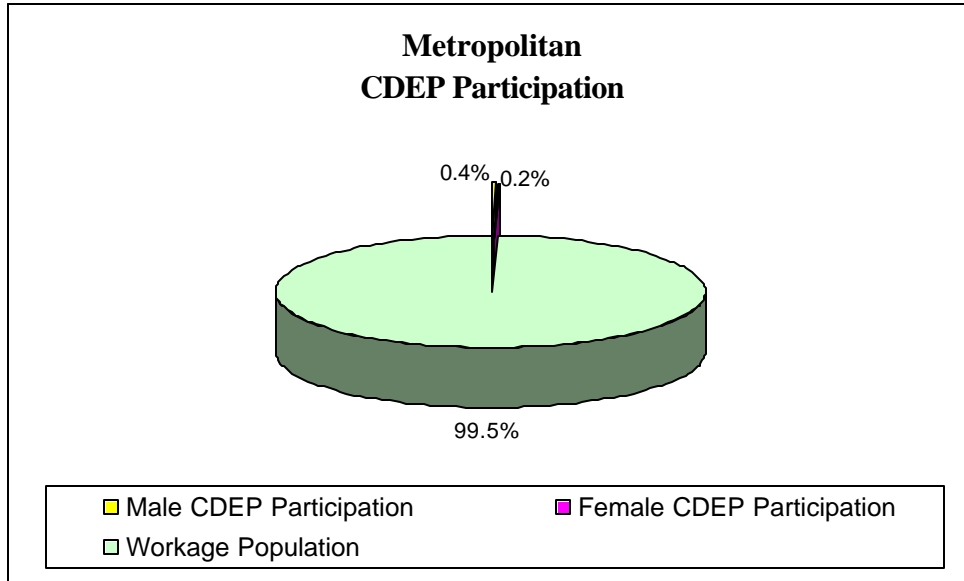
The female workforce participation rate of 45% in region 6 is higher than the state female participation rate of 38%. This a 7% difference.

It is important to note that a breakdown of those people in full-time, part-time, casual or seasonal work has not been made at this stage. It is also important to note that the 1996 Census was taken before the Federal budget cuts when many Aboriginal organisations were forced to close down or to take a reduction in staff.

The Koorie Community Survey conducted by the VAEAI in 1997 showed that 472 Koories (excluding people employed under the CDEP) worked within the Koorie Community and Government organisations surveyed in region 6. This is 14% of the 3,348 people employed within the region. 240 of these were attached to Government Departments.

## Community Development Employment Program Participation

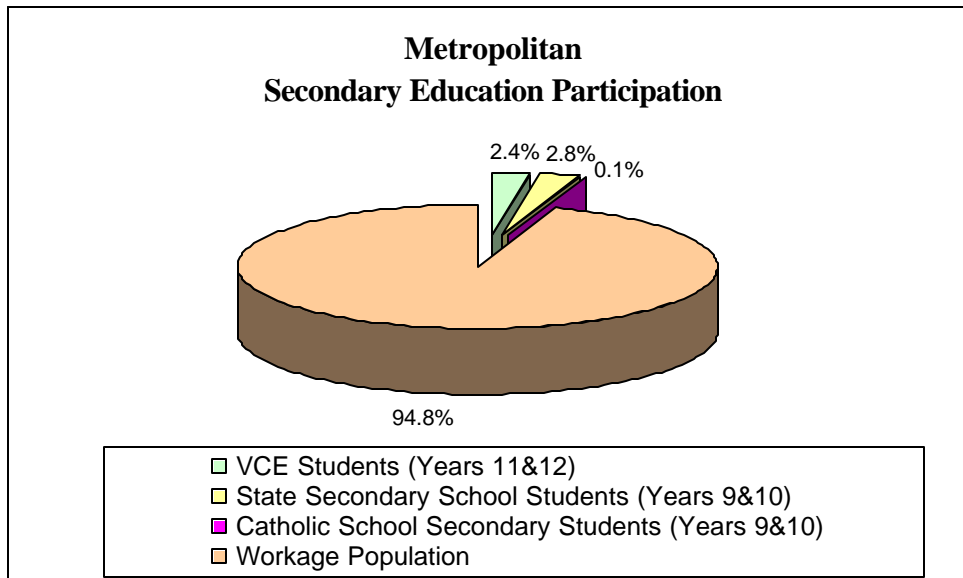
On July 1996, funded CDEP in region 6,prising men and women.



1 s t  
ATSI C  
3 5  
places  
VAEAI  
c o m -  
of 25  
1 0

Source: AT-ABS

There is CDEP tion in region 6, 0.6% of workage t i o n pating in program.



SIC &

o n e  
loca -  
VAEAI  
with  
the  
popula-  
partici-  
t h e

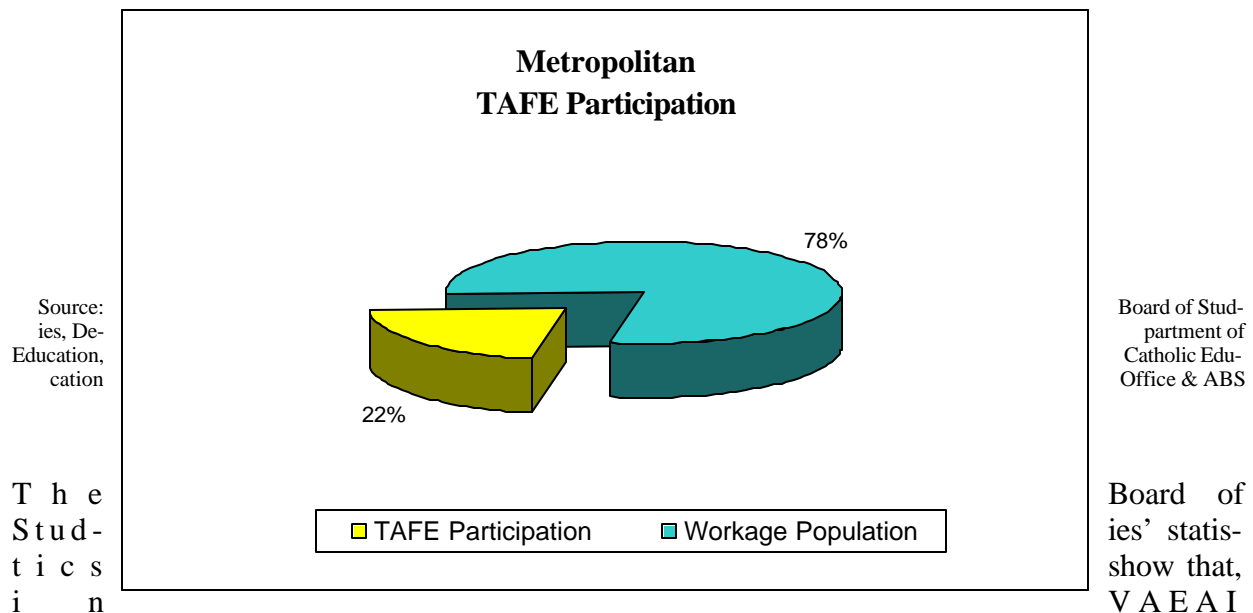
The re- the 1997 Koorie community showed

within the participating organisations 45 Koories were employed under the CDEP in region 6.

sults of  
VAEAI  
Com -  
Survey  
t h a t

ATSIIC statistics show that 45 CDEP places were funded on September 3<sup>rd</sup> 1997, at one location.

## Secondary Education Participation



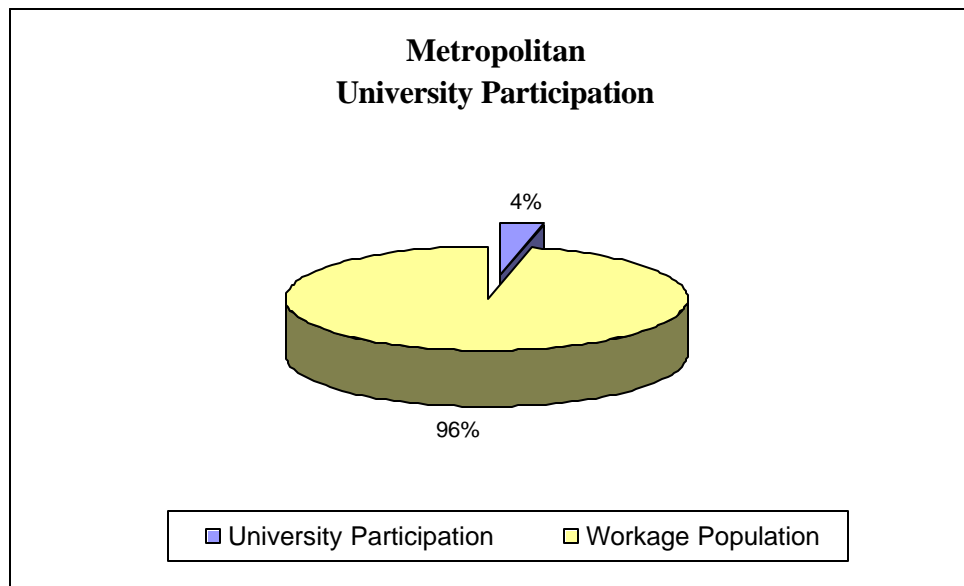
The Statistics in

Board of Studies' statistics show that, VAEAI

region 6, 154 Koories were enrolled in VCE in 1996. Department of Education statistics showed that 182 Koories were enrolled in years 9 and 10 in the State Secondary School system. Catholic Education Commission Victoria statistics stated that 5 students were enrolled in years 9 and 10. We were unable to obtain statistics for other Private school students at this stage, this would affect the number of Year 9 and 10 students only, as VCE statistics from the Board of Studies include all schools. Any students in Year 9 under the age of 15 have been included.

# Technical and Further Education Participation

Department of Education statistics state that 1417 Koories participated in the TAFE sector in VAEAI region 6, in the 1996 year, this comprised of 847 men and 570 women.



Source: De-  
Education &

partment of  
ABS

These  
include

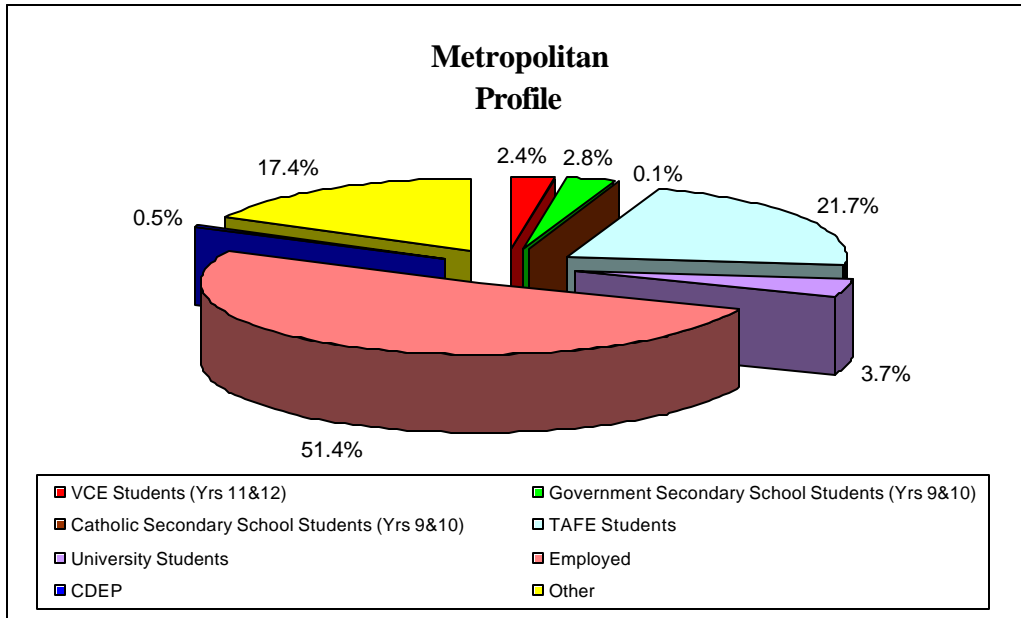
figures  
full-

time, part-time, short-term, VCE and Koorie specific courses.

Due to the unavailability of statistical information specific to Healesville and its surrounding areas and the inconsistencies between the ABS and Department of Education regional

boundaries it was necessary to include TAFE participation numbers for Healesville and its surrounds in region 6.

## Uni-



## University Participation

We were unable to obtain accurate data on the Metropolitan area due to the lack of information on individual universities. Department of Employment, Education, Training and Youth Affairs (DEETYA) information states that Monash University had 194 Koorie students in 1996, we were unable to establish how many of these attended the Metropolitan campuses.

From information supplied by the DEETYA and individual universities it was established that 244 Koories in VAEAI region 6 participated in University Education.