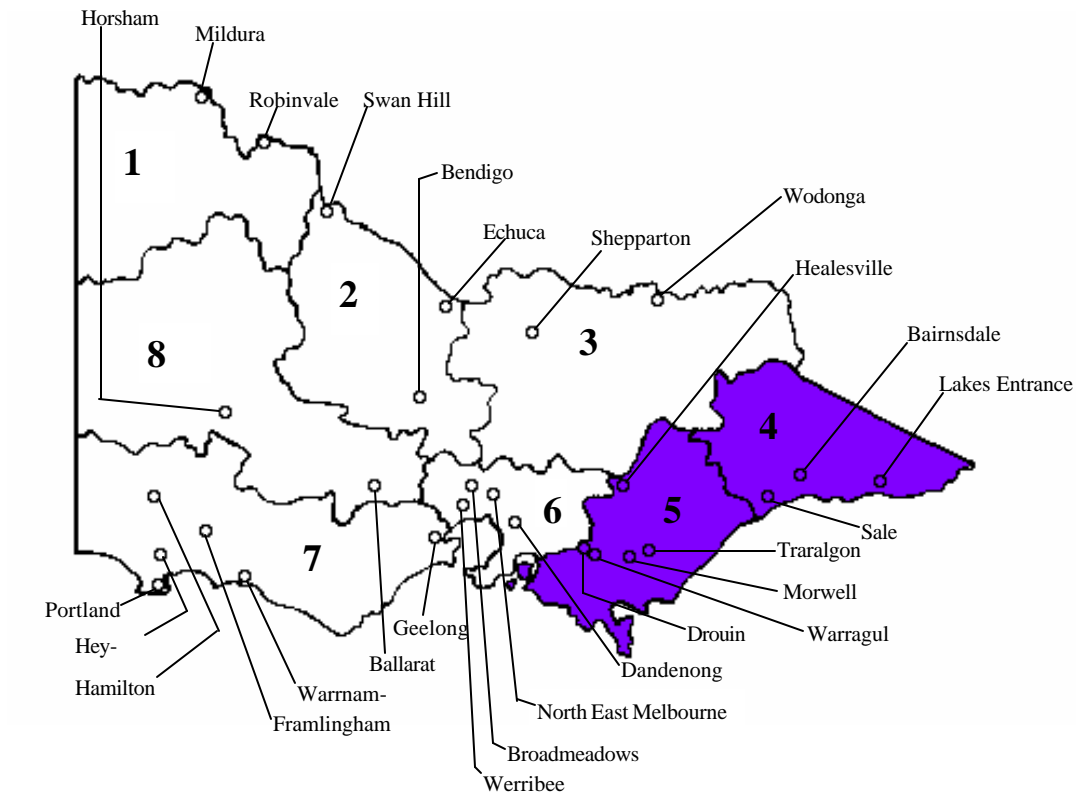


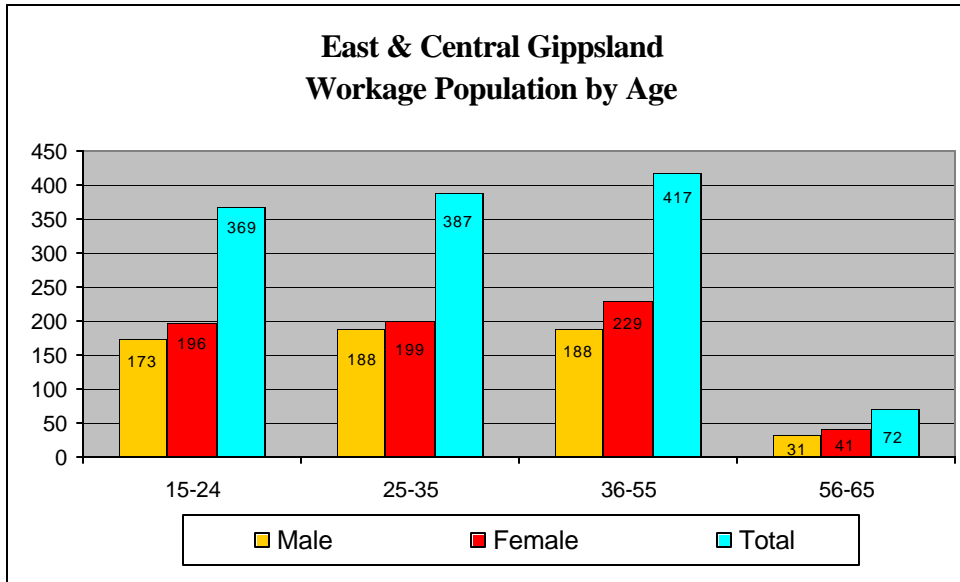
East & Central Gippsland



Due to inconsistencies between the VAEAI and ABS regional boundaries it was necessary to group VAEAI regions 4 & 5.

Characteristics of the Koorie Population

11% of the Victorian Koorie population live in VAEAI Regions 4 & 5, this totals to 2328 people comprising of 1,148 males and 1,180 females. Of these 1,245 (580 men and 665 women) or 53% are aged between 15 and 65.



Source:

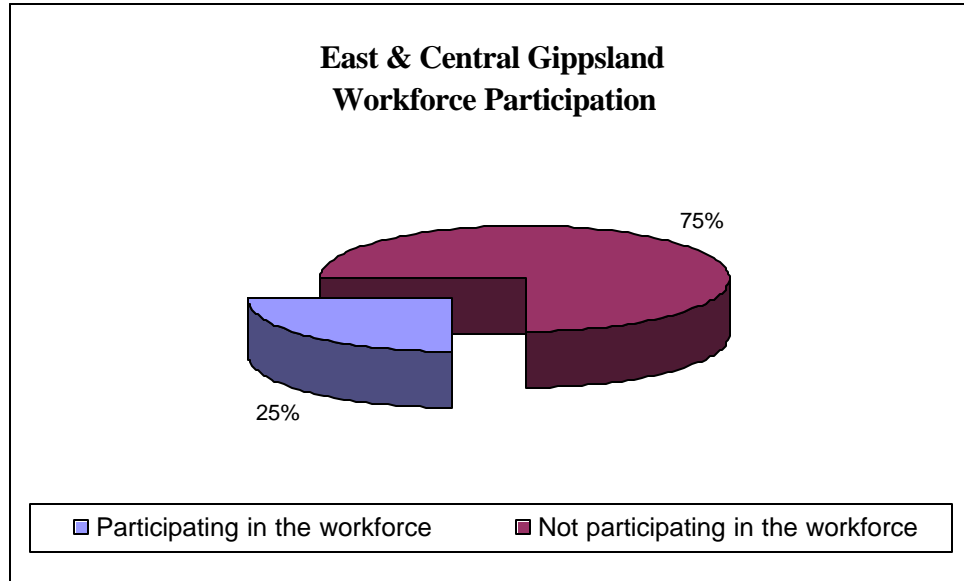
ABS

The pattern of distribution of the workforce age population in VAEAI regions 4 & 5 is very similar to that of the whole state. The same problems in the age groupings can be found here (the distribution being uneven), this gives a false impression of an evenly distributed population.

Workforce Participation

Excluding Koories employed under the Community Development Employment Project (CDEP), ABS '96 Census statistics show that 311 Koories in regions 4 & 5 participated in the

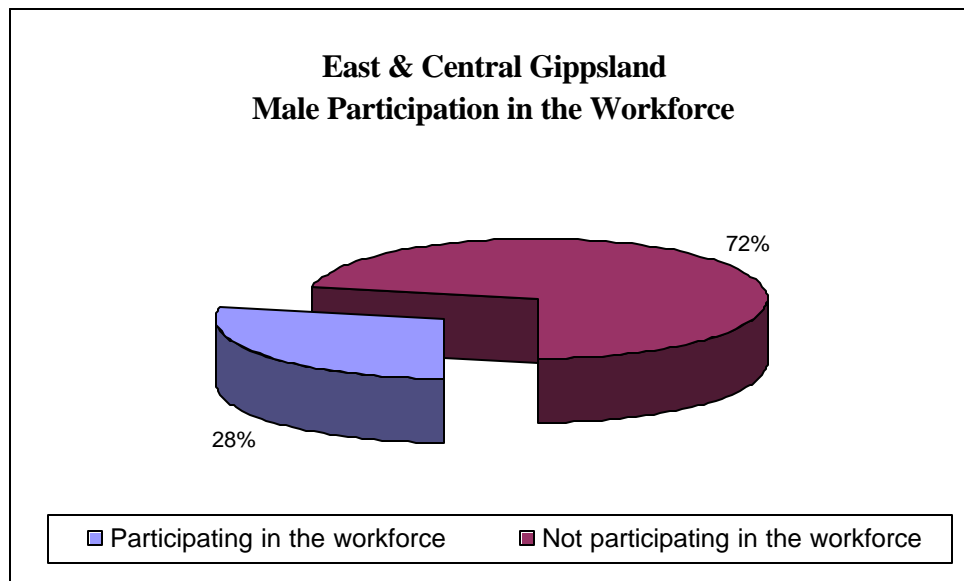
w o r k -
compris-
164 men
women.



force,
ing of
and 147

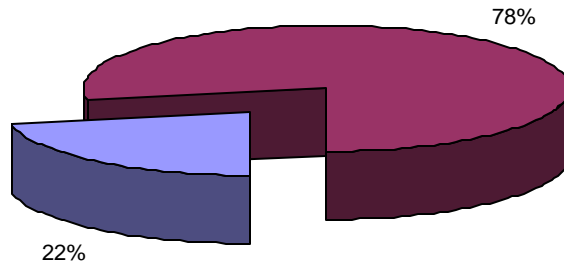
Source: ABS

There is
differ-
between
w o r k -
participa-
rate of
VAEAI
4 & 5
state par-
ticipation
44%.



a 19%
ence
t h e
force
t i o n
25% in
regions
and the
rate of

East & Central Gippsland Female Participation in the Workforce



Source:

ABS

There
differ-
tween
work-

■ Participating in the workforce
 ■ Not participating in the workforce

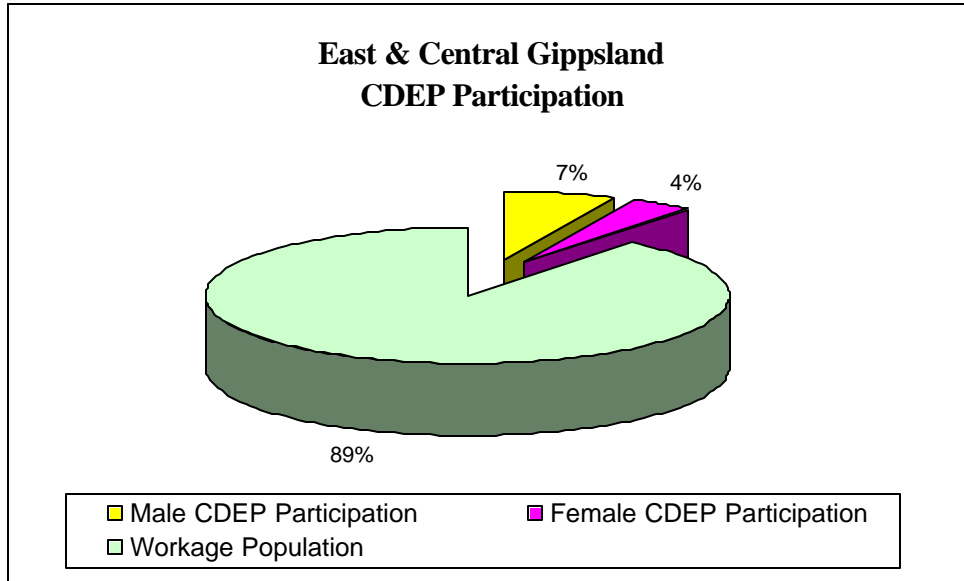
is a 22%
ence be-
the male
force par-

icipation rate of 28% in VAEAI regions 4 & 5 and the state male participation rate of 50%.

Source: ABS

There is a 22% difference between the female workforce participation rate of 22% in VAEAI regions 4 & 5 and the state female participation rate of 38%.

It is important to note that a breakdown of those in full-time, part-time, casual or seasonal work has not been made at this stage. It is important to note that the 1996 census was taken before

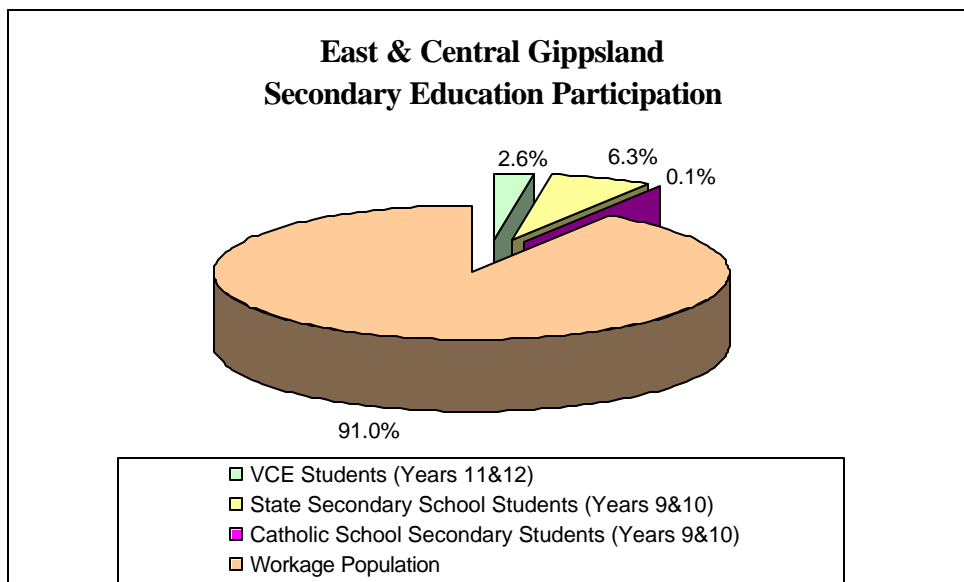


portant that a breakdown of people's time, time, sea-work has not been made at this stage. It is also important to note that the census taken before

Federal budget cuts when many Aboriginal organisations were forced to close down or to take a reduction in staff.

The Koorie Community Survey conducted by the VAEAI in 1997 showed that 158 Koories (excluding people employed under the CDEP) worked within the Koorie Community and Government organisations surveyed within regions 4 & 5. This is 51% of the 311 people employed within these regions. 130 of these were attached to Government Departments.

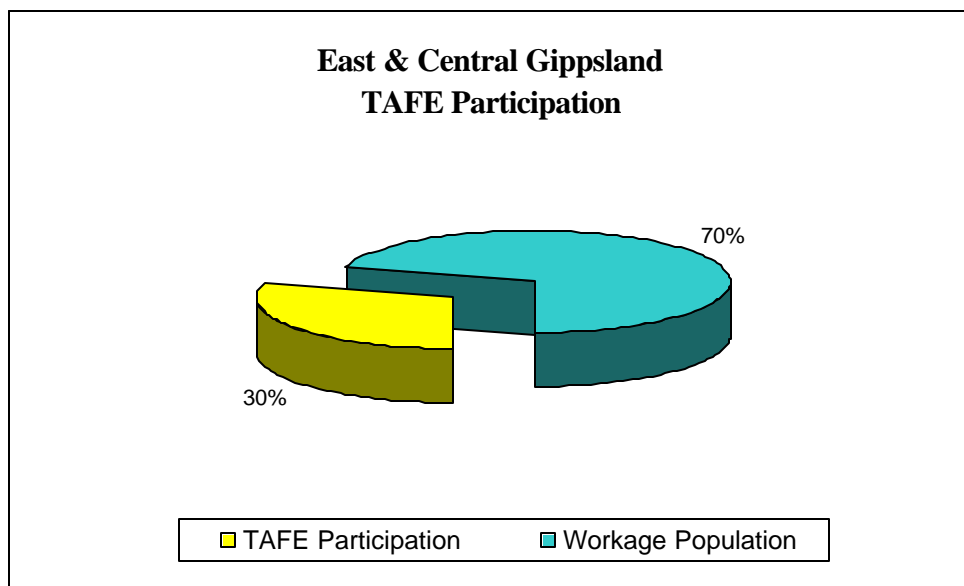
Community Development Employment Program Part -



icipation

On July 1st 1996, ATSIC funded 136 CDEP places in VAEAI regions 4 & 5, comprising of 87 men and 49 women.

Source:
There are four CDEP locations within VAEAI regions 4 & 5, with 11% of the population participating in the program.

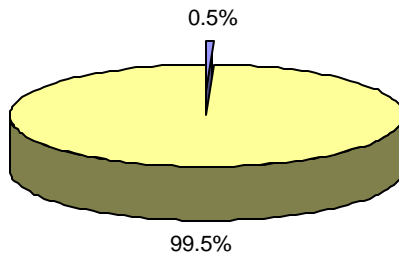


ATSIC & ABS
are four locations VAEAI regions 4 & 5, with 11% of workage population participating

The results of the 1997 VAEAI Koorie Community Survey showed that within the participating organisations 146 Koories were employed under the CDEP in regions 4 & 5. ATSIC statistics show that 180 CDEP places were funded on September 3rd 1997, across four locations.

Secondary Education Participation

East & Central Gippsland University Participation



■ University Participation ■ Workage Population

Source: Board
Department
tion, Catholic
Office &

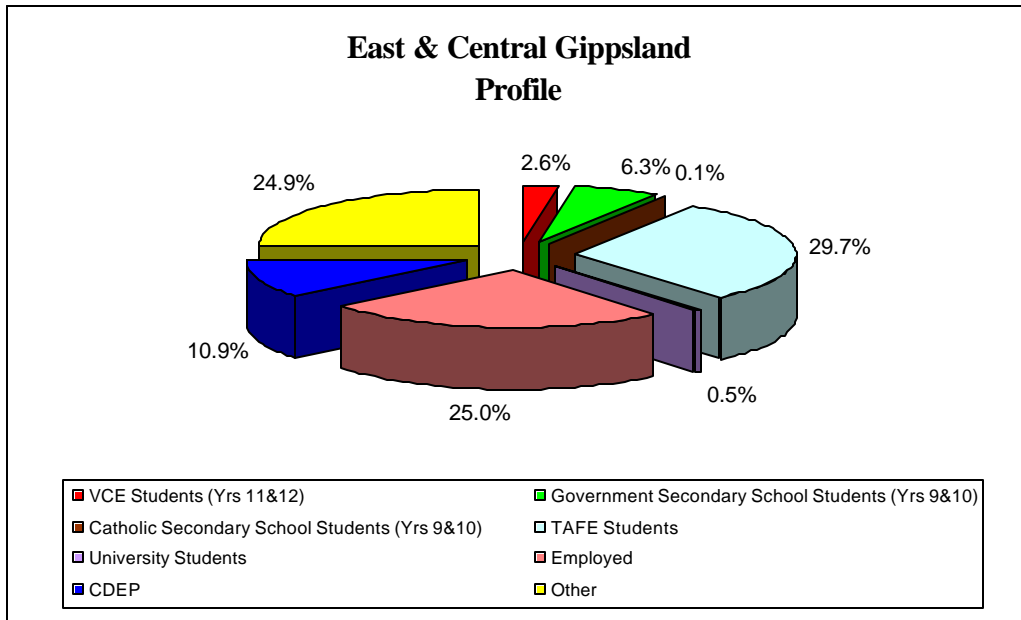
of Studies,
of Educa-
Education
ABS

The
of Stud-
istics
that, in
regions 4
Koories
enrolled

Board
ies' sta-
s h o w
VAEAI
& 5, 32
w e r e
in VCE

in 1996. Department of Education statistics showed that 79 Koories were enrolled in years 9 and 10 in the State Secondary School system. Catholic Education Commission Victoria statistics stated that 1 student was enrolled in years 9 and 10. We were unable to obtain statistics

for other Private school students at this stage, this would affect the number of Year 9 and 10 students only, as VCE statistics from the Board of Studies include all schools. Any students in Year 9 the age have in - under of 15 been



cluded.

Technical and Further Education Participation

Department of Education statistics state that 370 Koories participated in the TAFE sector in VAEAI regions 4 & 5, in the 1996 year, this comprised of 218 men and 152 women.

Source: Department of Education & ABS