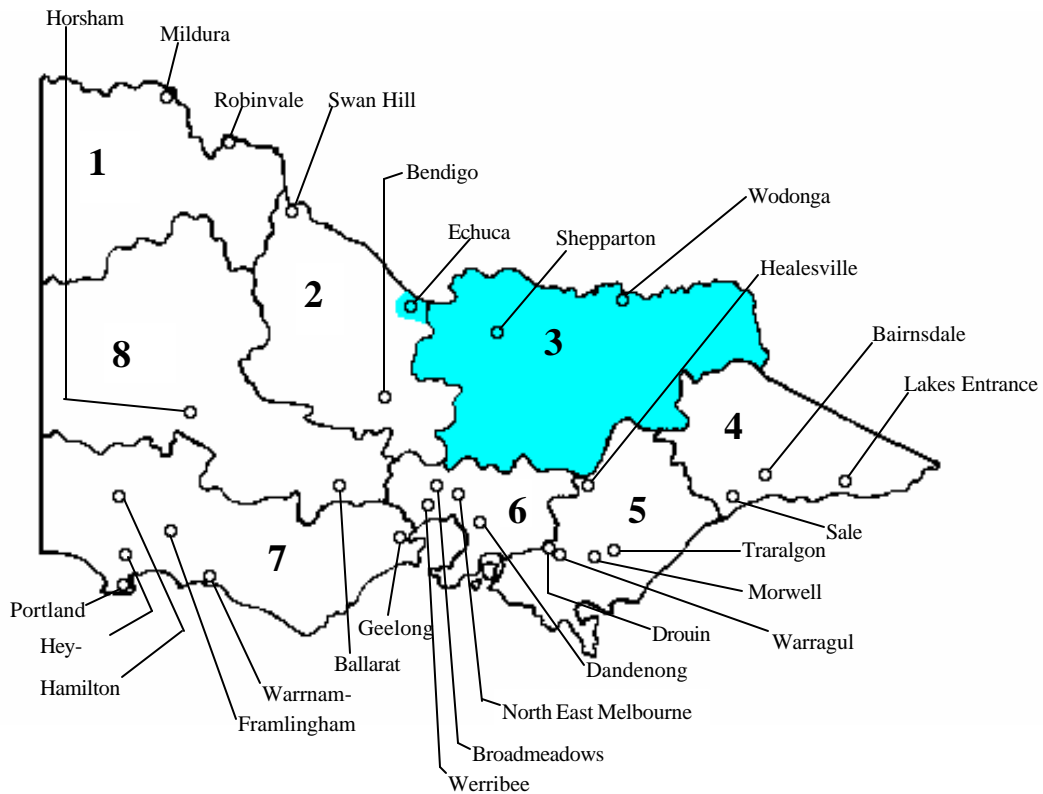


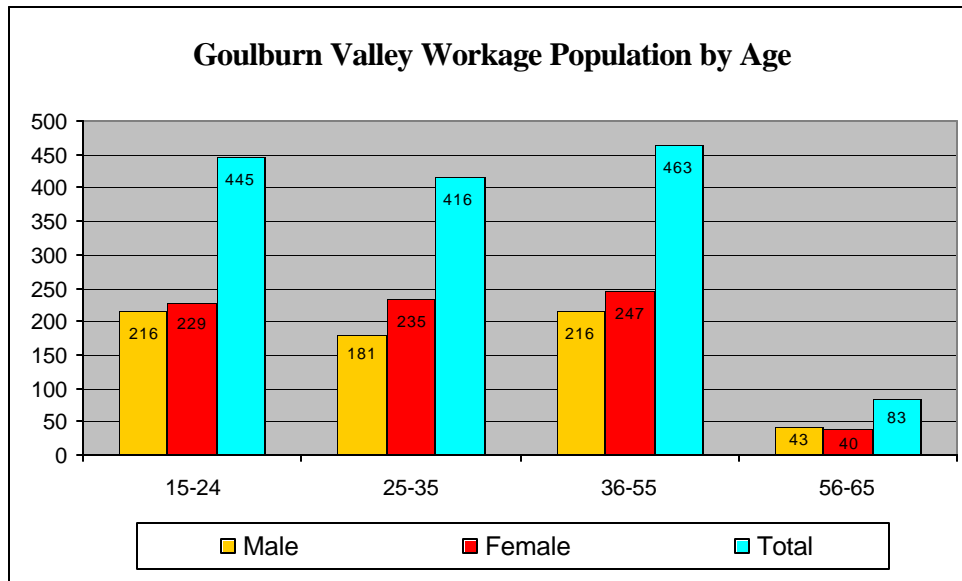
Goulburn Valley Profile



Due to inconsistencies between the VAEAI and ABS regional boundaries it was necessary to include statistical information on Echuca and its surrounds in region 3.

Characteristics of the Koorie Population

Of the total Victorian Koorie population of 21,474, 12% live in VAEAI Region 3. A total of 2,570 people, comprising of 1,242 males and 1,328 females live in this region. Of these 1,407 (656 men and 751 women) or 55% are aged between 15 and 65.



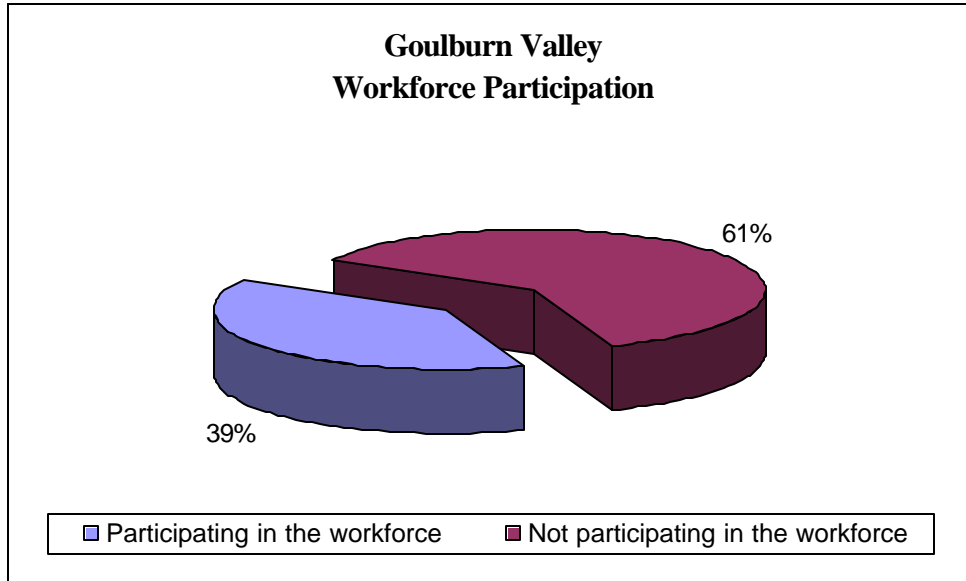
Source:

ABS

The pattern of distribution of the workforce age population in VAEAI region 3 is very similar to that of the whole state. The same problems in the age groupings can be found here (the distribution being uneven), giving a false impression of an evenly distributed population.

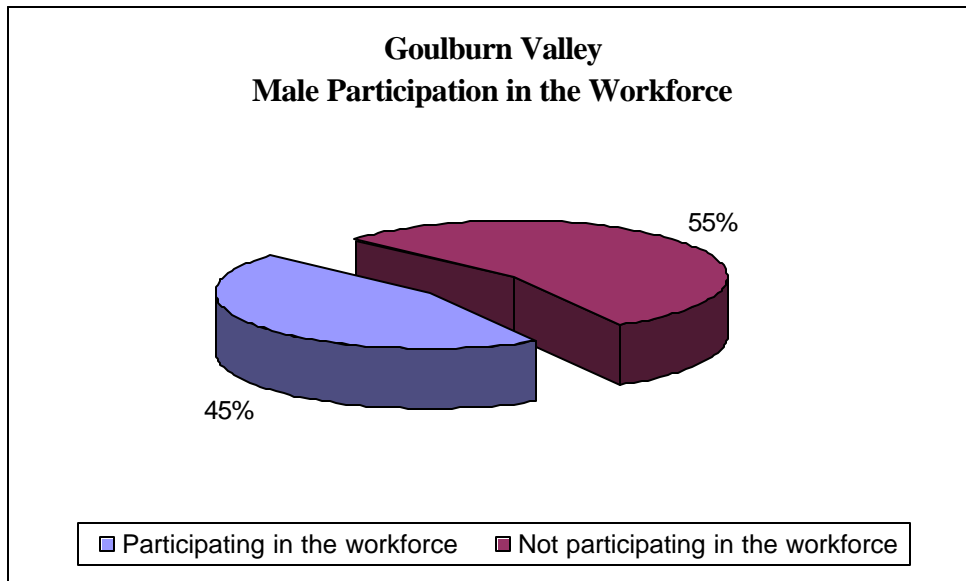
Workforce Participation

Excluding Koories employed under the Community Development Employment Project (CDEP), ABS '96 Census statistics show that 547 Koories in Region 3 participated in the workforce, comprising of 296 men and 251 women.



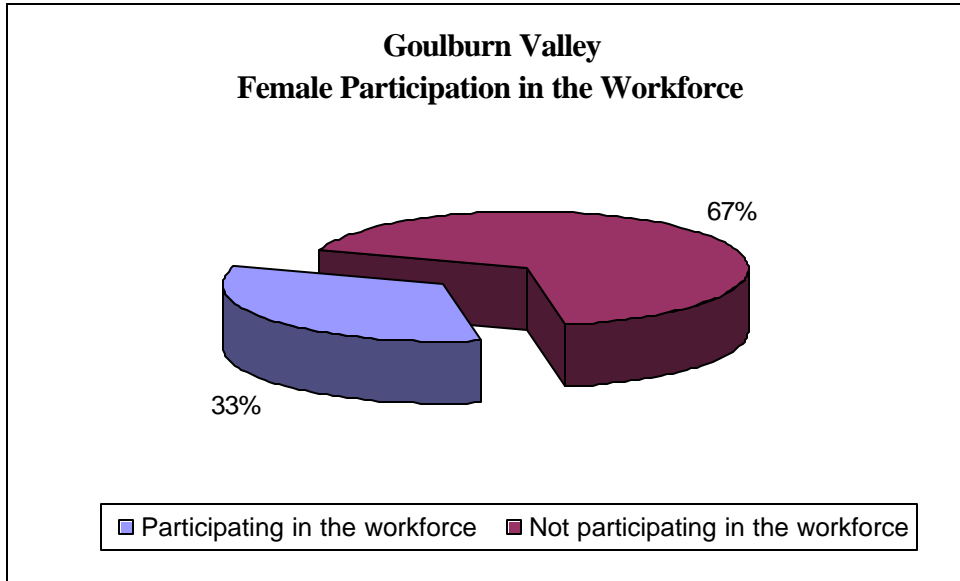
Source: ABS

There is a 5% difference between the workforce participation rate of 39% in region 3 and the state participation rate of 44%.



Source: ABS

There is a 5% difference between the male workforce participation rate of 45% in region 3 and the state male participation rate of 50%.



Source:

ABS

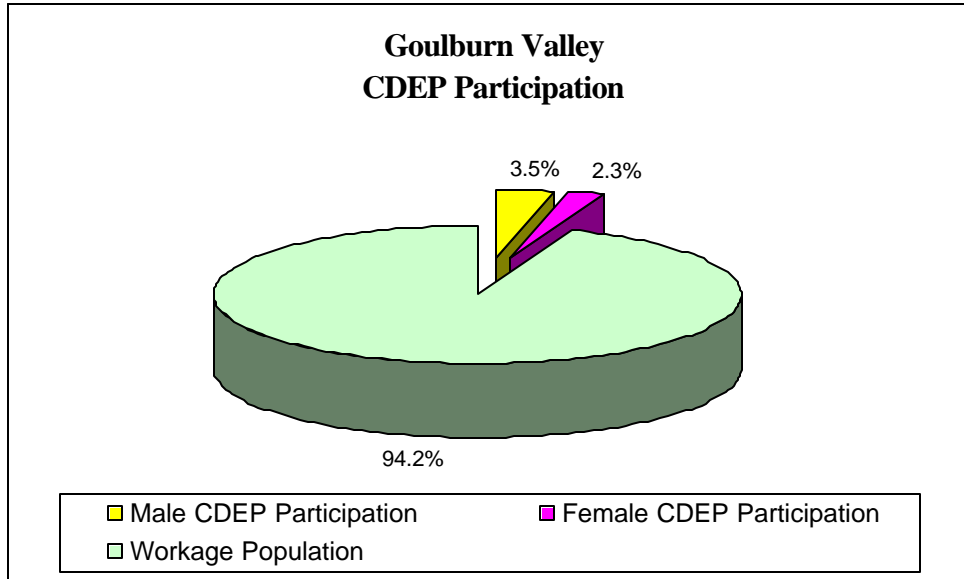
There is a 5% difference between the female workforce participation rate of 33% in region 3 and the state female participation rate of 38%.

It is important to note that a breakdown of those people in full-time, part-time, casual or seasonal work has not been made at this stage. It is also important to note that the 1996 Census was taken before the Federal budget cuts when many Aboriginal organisations were forced to close down or to take a reduction in staff.

The Koorie Community Survey conducted by the VAEAI in 1997 showed that 100 Koories (excluding people employed under the CDEP) worked within the Koorie Community and Government organisations surveyed in region 3. This is 18% of the 547 people employed within this region. 26 of these were attached to Government Departments.

Community Development Employment Program Participation

On July 1st 1996, ATSIC funded 82 CDEP places in VAEAI region 3, comprising of 49 men and 33 women.



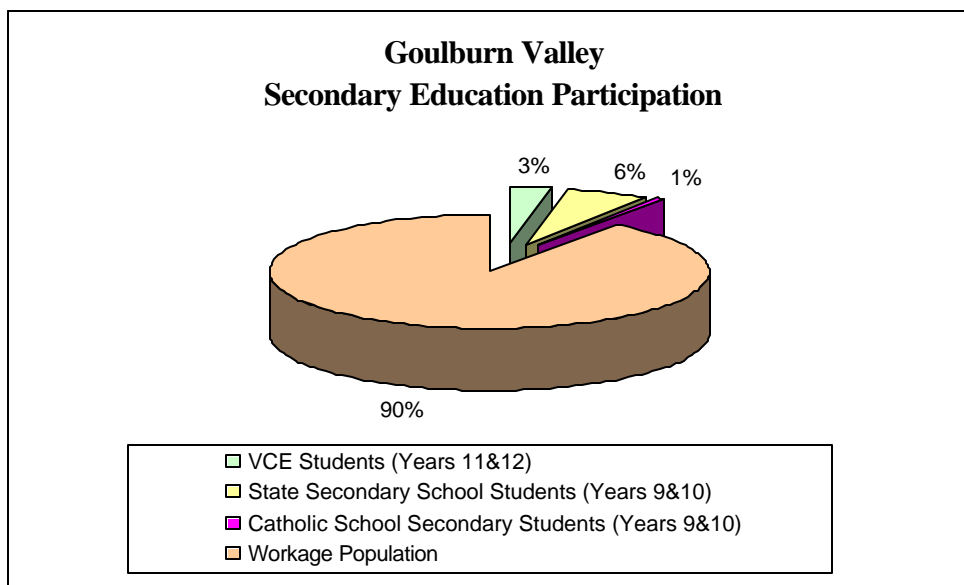
Source: AT-

SIC & ABS

There is one CDEP location in VAEAI region 3, with 5.8% of the workage population participating in the program.

The results of the 1997 VAEAI Koorie Community Survey showed that within the participating organisations 6 Koories were employed under the CDEP in region 3. ATSI statistics show that 96 CDEP places were funded on September 3rd 1997, at one location.

Secondary Education Participation

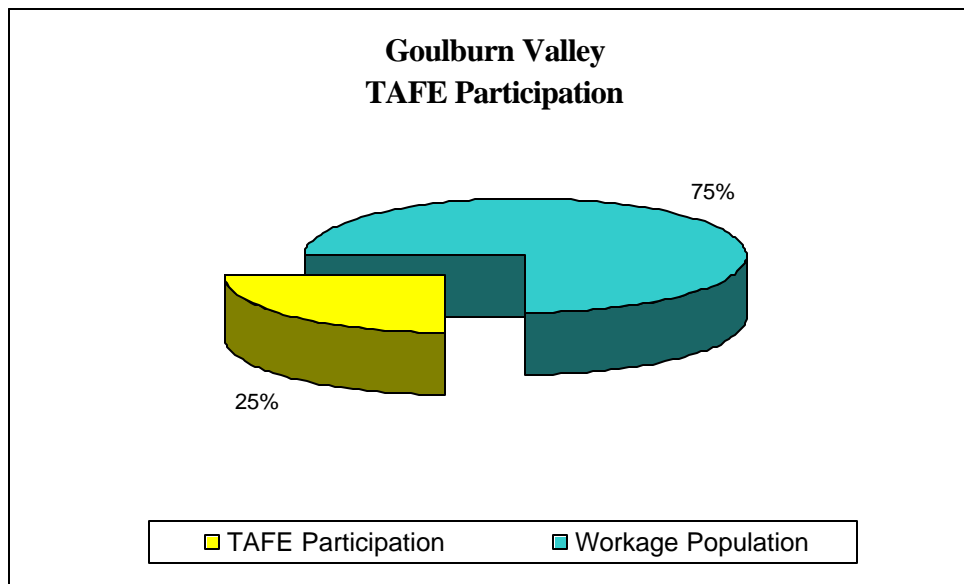


Source: Board of Studies, Department of Education, Catholic Education Office & ABS

The Board of Studies' statistics show that, in VAEAI region 3, 43 Koories were enrolled in VCE in 1996. Department of Education statistics showed that 86 Koories were enrolled in years 9 and 10 in the State Secondary School system. Catholic Education Commission Victoria statistics stated that 9 students were enrolled in years 9 and 10. We were unable to obtain statistics for other Private school students at this stage, this would affect the number of Year 9 and 10 students only, as VCE statistics from the Board of Studies include all schools. Any students in Year 9 under the age of 15 have been included.

Technical and Further Education Participation

Department of Education statistics state that 356 Koories participated in the TAFE sector in VAEAI region 3, in the 1996 year, this comprised of 189 men and 167 women.



Source:

Education & ABS

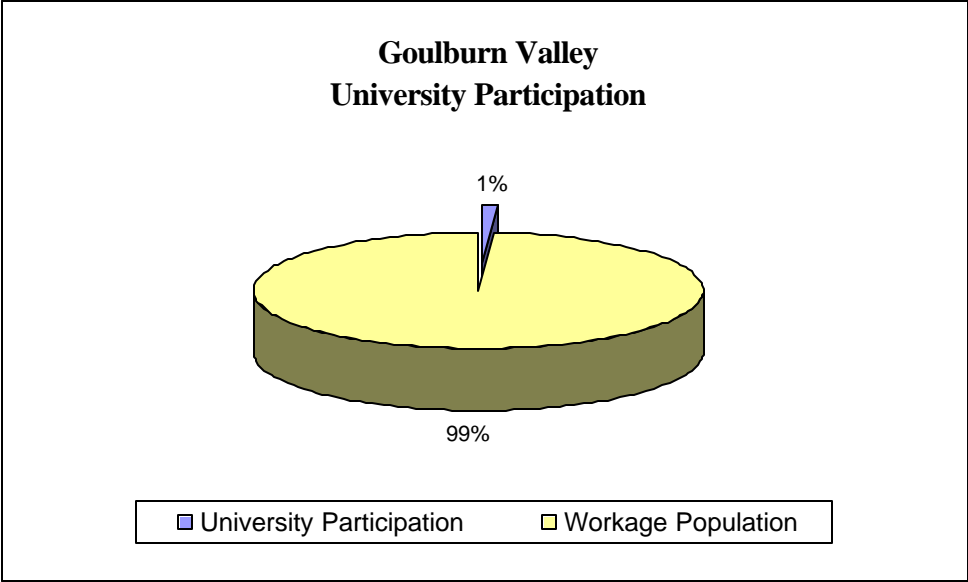
Department of

These figures include full-time, part-time, short-term, VCE and Koorie specific courses.

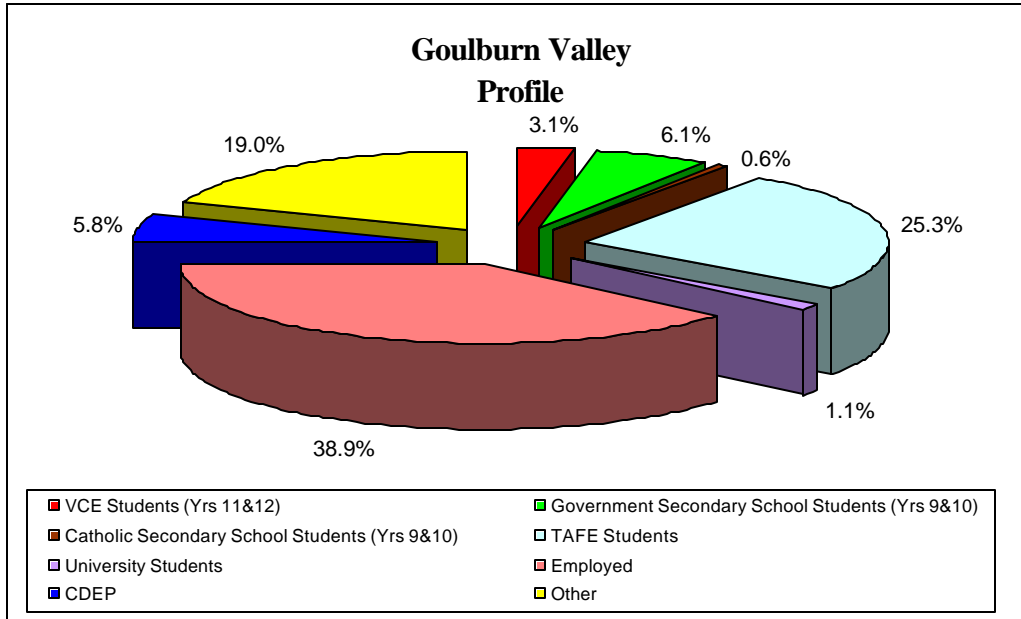
Due to the unavailability of statistical information specific to Echuca and its surrounding areas and the inconsistencies between the ABS and Department of Education regional boundaries it was necessary to include TAFE participation numbers for Echuca and its surrounds in region 2.

University Participation

From information supplied by the Department of Employment, Education, Training and Youth Affairs (DEETYA) and individual universities it was established that 16 Koories in VAEAI region 3 participated in university Education.



Source: DEETYA, Individual Universities & ABS



Summary

Source: Department of Education, Catholic Education Office, DEETYA, Individual Universities, Board of Studies, ATSIIC & ABS

Of a total working age population of 1,407 in VAEAI region 3, the following is a breakdown of participation in education by type: