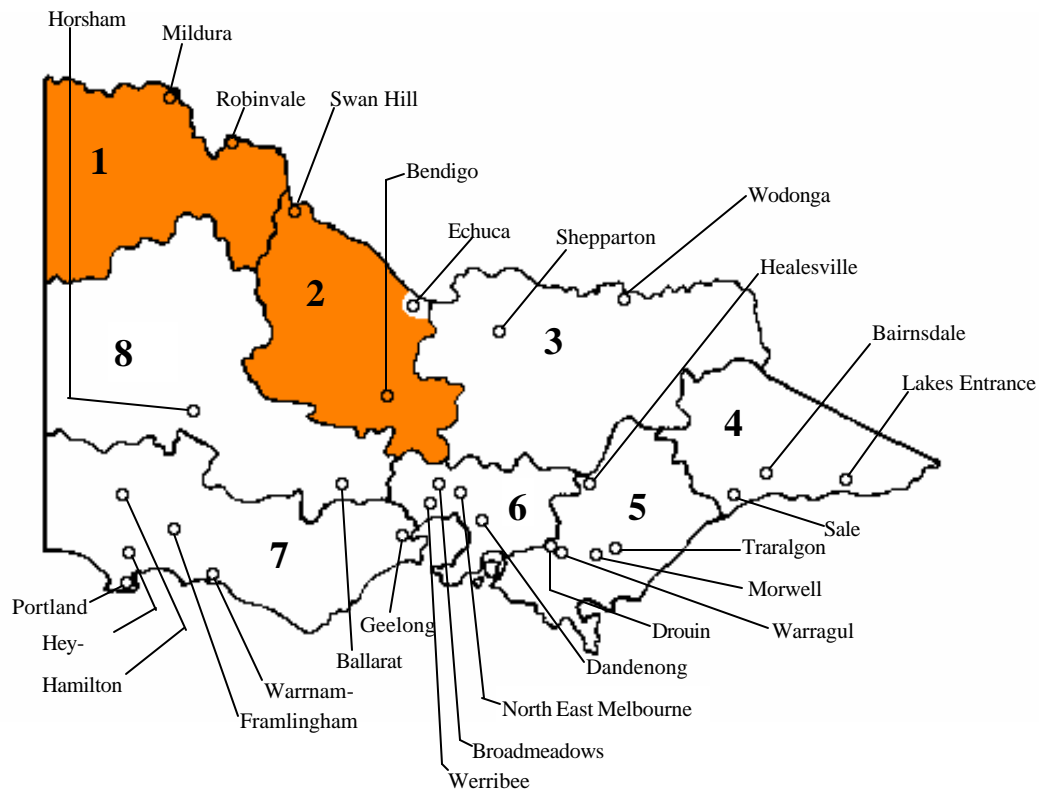


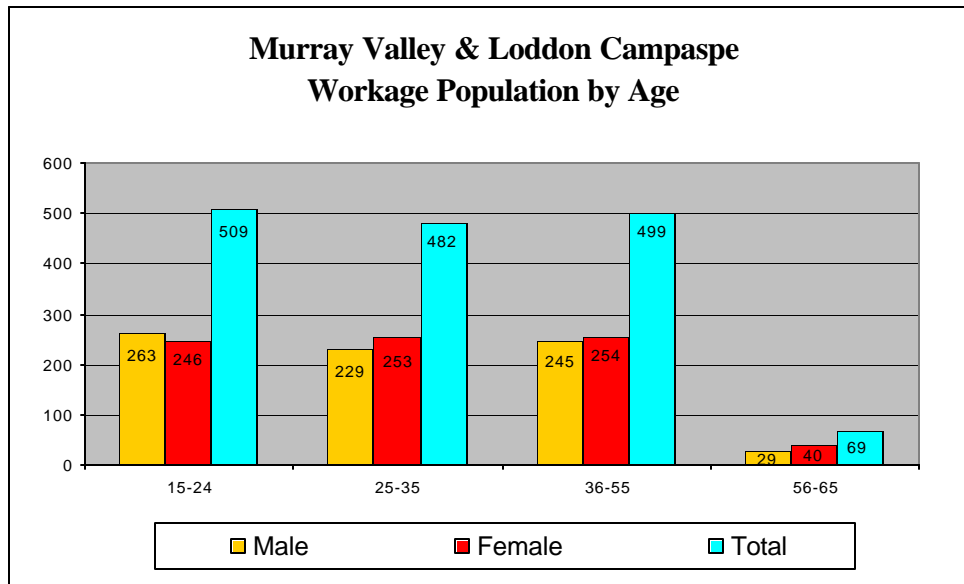
Murray Valley & Loddon Campaspe



Due to inconsistencies between the VAEAI and ABS regional boundaries it was necessary to group VAEAI regions 1 & 2 and to include statistical information on Echuca and its surrounds in region 3.

Characteristics of the Koorie Population

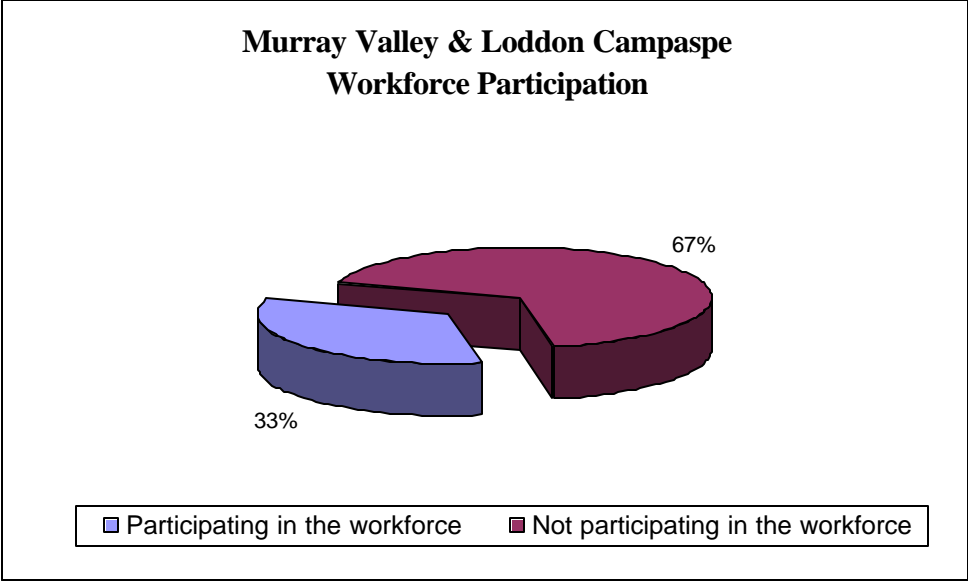
13% of the Victorian Koorie population live in VAEAI Regions 1 & 2, this totals to 2,787 people comprising of 1,354 males and 1,433 females. Of these, 1,559 (766 men and 793 women) or 56% are aged between 15 and 65.



The pattern of distribution of the workforce age population in VAEAI regions 1 & 2 is very similar to that of the whole state. The same problems in the age groupings can be found here (the distribution being uneven), giving a false impression of an evenly distributed population.

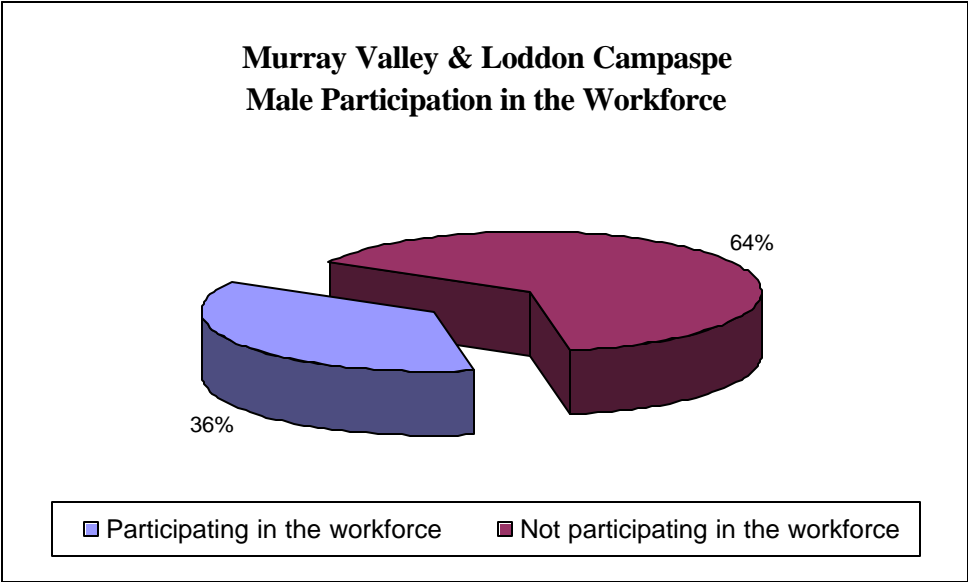
Workforce Participation

Excluding Koories employed under the Community Development Employment Project (CDEP), ABS '96 Census statistics showed that in VAEAI regions 1 & 2, 507 Koories participated in the workforce, comprising of 277 men and 230 women.



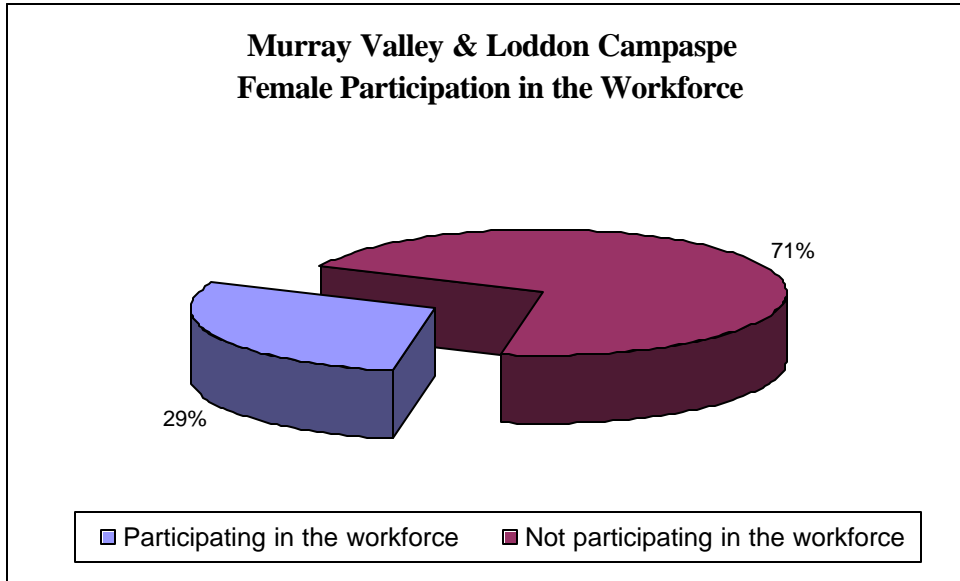
Source: ABS

There is an 11% difference between the workforce participation rate of 33% in VAEAI regions 1 & 2 and the state participation rate of 44%.



Source: ABS

There is a 14% difference between the male workforce participation rate of 36% in VAEAI regions 1 & 2 and the state participation rate of 50%.



Source: ABS

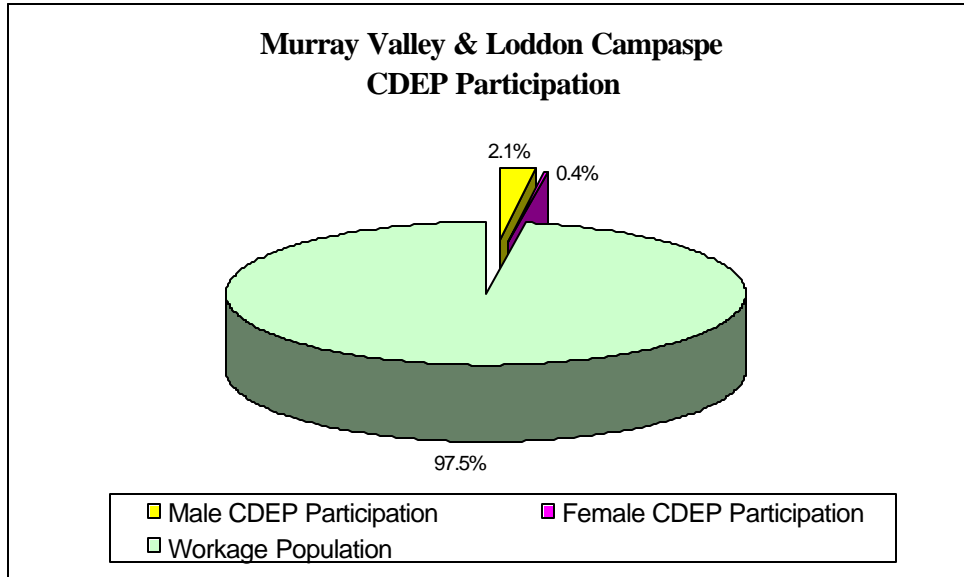
There is 9% difference between the female workforce participation rate of 29% in VAEAI regions 1 & 2 and the state participation rate of 38%.

It is important to note that a breakdown of those people in full-time, part-time, casual or seasonal work has not been made at this stage. It is also important to note that the 1996 Census was taken before the Federal budget cuts when many Aboriginal organisations were forced to close down or to take a reduction in staff.

The Koorie Community Survey conducted by the VAEAI in 1997 showed that 231 Koories (excluding people employed under the CDEP) worked within the Koorie Community and Government organisations surveyed in regions 1 & 2. This is 46% of the 507 people employed within these regions. 129 of these were attached to Government Departments.

Community Development Employment Program Participation

On July 1st 1996, ATSIIC funded 39 CDEP places in VAEAI regions 1 & 2, comprising of 33 men and 6 women.



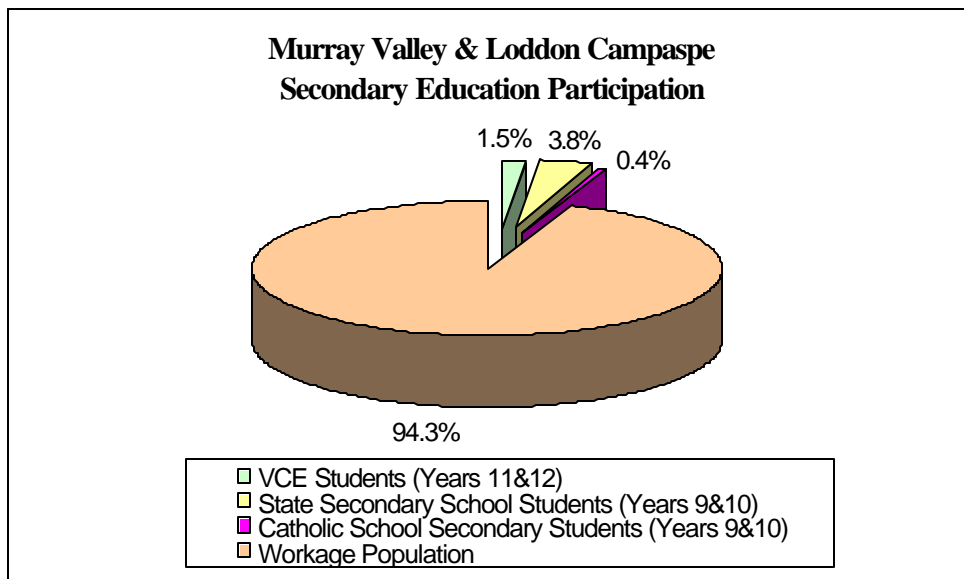
Source: AT-

SIC & ABS

There is one CDEP location in VAEAI regions 1 & 2, with 2.5% of the workage population participating in the program.

The results of the 1997 VAEAI Koorie Community Survey showed that within the participating organisations 81 Koories were employed under CDEP in regions 1 & 2. ATSIIC statistics show that 100 CDEP places were funded on September 3rd 1997, at one location.

Secondary Education Participation



Source: Board

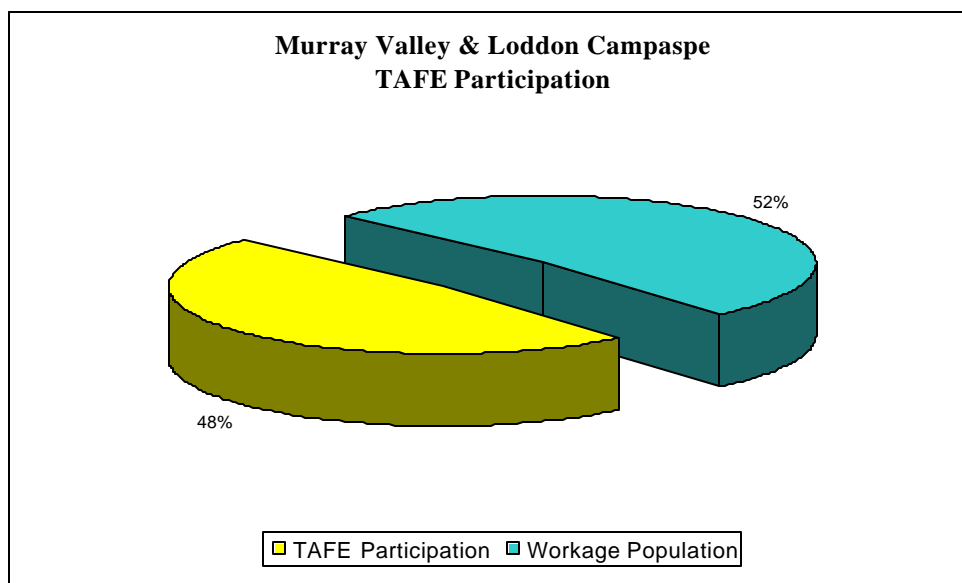
Department of Education, Catholic Education Office & ABS

of Studies,

The Board of Studies' statistics show that, in VAEAI regions 1 & 2, 24 Koories were enrolled in VCE in 1996. Department of Education statistics showed that 59 Koories were enrolled in years 9 and 10 in the State Secondary School system. Catholic Education Commission Victoria statistics stated that 6 students were enrolled in years 9 and 10. We were unable to obtain statistics for other Private school students at this stage, this would affect the number of Year 9 and 10 students only, as VCE statistics from the Board of Studies include all schools. Any students in Year 9 under the age of 15 have been included.

Technical and Further Education Participation

Department of Education statistics state that 753 Koories participated in the TAFE sector in VAEAI regions 1 & 2, in the 1996 year, this comprised of 434 men and 319 women.



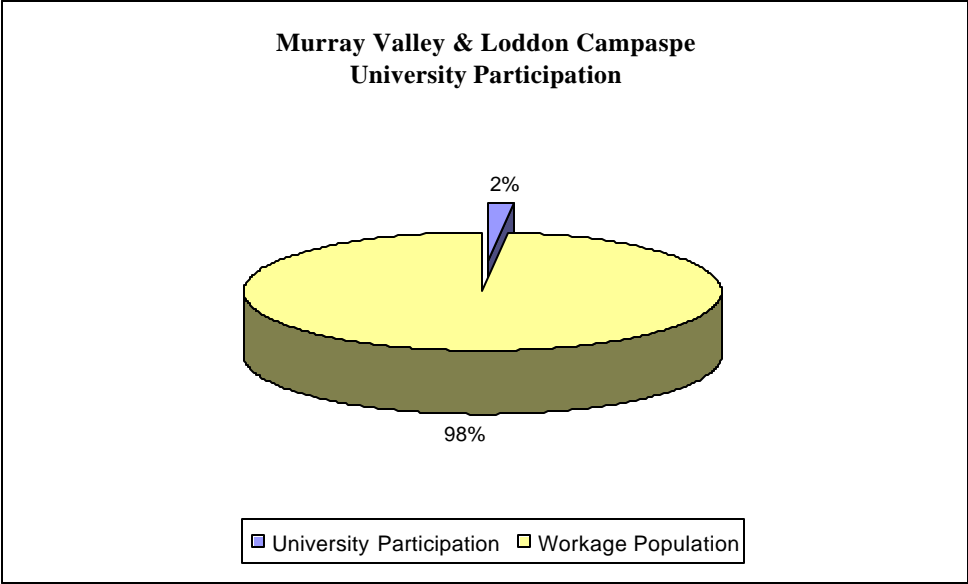
Source: Department of Education & ABS

These figures include full-time, part-time, short-term, VCE and Koorie specific courses.

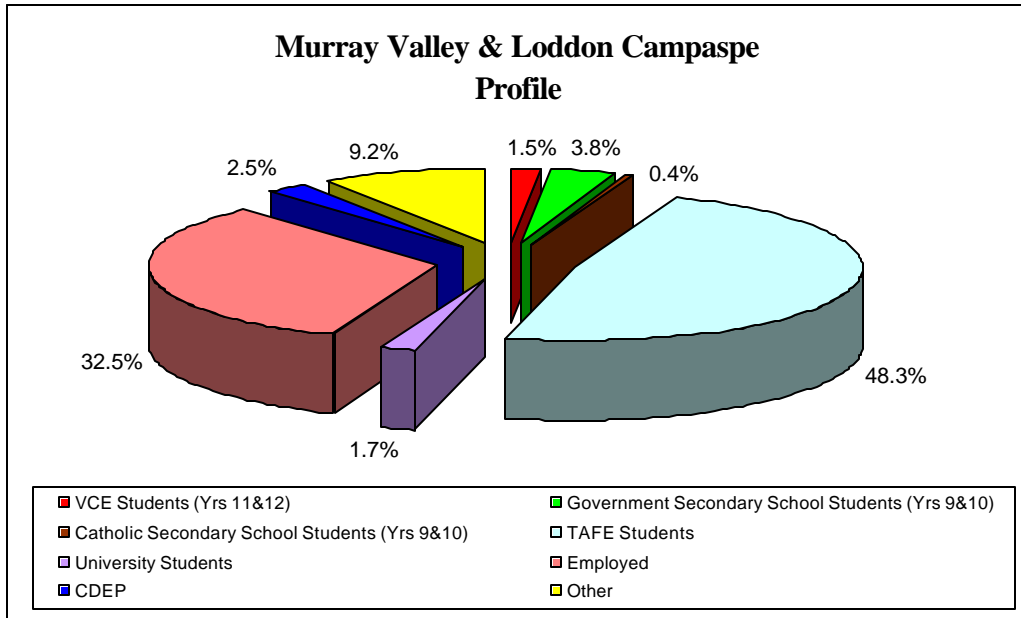
Due to the unavailability of statistical information specific to Echuca and its surrounding areas and the inconsistencies between the ABS and Department of Education regional boundaries it was necessary to include TAFE participation numbers for Echuca and its surrounds in region 2.

University Participation

From information supplied by the Department of Employment, Education, Training and Youth Affairs (DEETYA) and individual universities it was established that 27 Koories in VAEAI regions 1 & 2 participated in tertiary education.



Source: DEETYA, Individual Universities & ABS



Summary

Source: Department of Education, Catholic Education Office, DEETYA, Individual Universities, Board of Studies, ATSIC & ABS

Of a total working age population of 1,559 in VAEAI regions 1 & 2, the following is a breakdown of participation in education by type: